

Jarislowsky Fraser Balanced Fund

Fund Category

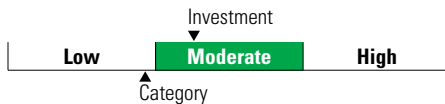
Canadian Equity Balanced

General Information

Fund Code 210/610
Fund Inception February 2002
Underlying Inception April 1997
Fund Assets (\$Mil) 195.24
Underlying Assets (\$Mil) 1,404.71

Fund Company Jarislowsky Fraser Ltd
Underlying Fund JF Balanced Fund

Volatility Analysis



Investment Objective

The Fund targets an annualized return higher than the combined benchmark indices below, over four-year moving periods.

Benchmark

30% S&P/TSX, 12.5% S&P 500, 12.5% MSCI EAFE Net, 37.5% FTSE Canada Universe Bond, 5% FTSE Canada 91 Day Treasury Bill, 2.5% MSCI Emerging Markets Net

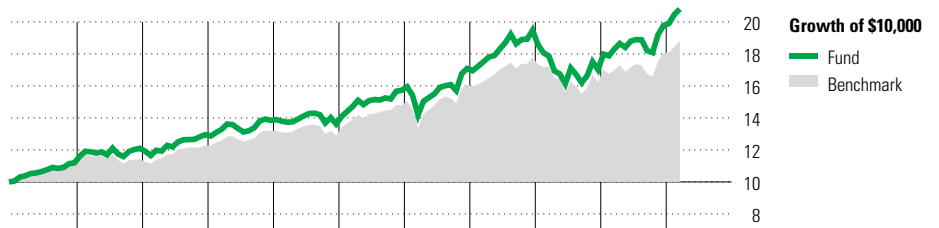
Investment Strategy

The investments are actively managed in order to add value through long-term asset mix positioning rather than short term trading by investing in a diversified portfolio consisting of fixed income securities and Canadian and foreign stocks. The Fund's equity style emphasizes buying long-term growth at a reasonable price. Fixed-income securities generate regular income reflecting the objective of capital preservation.

Notes

The benchmark was last changed on January 1st, 2018.

Performance Analysis as of March 31, 2024



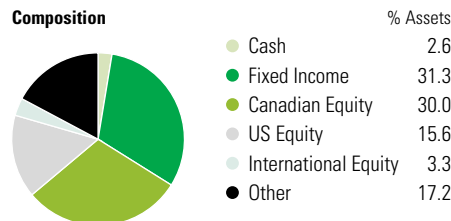
											Quartile	
2014	2015	2016	2017	2018	2019	2020	2021	2022	2023	YTD	Calendar Year	
11.9	8.1	7.1	6.9	-1.6	15.5	8.7	14.0	-12.6	16.2	5.2	as at March 31, 2024	
10.1	3.7	7.5	7.5	-2.2	14.6	8.7	10.7	-8.8	11.2	4.4	Fund Return %	
											Benchmark %	

Annualized Returns %	3 Mth	1 Yr	2 Yr	3 Yr	4 Yr	5 Yr	10 Yr
Fund	5.2	13.6	7.9	5.9	10.1	7.2	7.2
Benchmark	4.4	10.9	4.7	5.0	9.0	6.3	6.1

Underlying Fund Performance

Disclosure The above data represents past performance returns, which is not indicative of future results. These are gross performance returns, calculated after the fund's operating expenses, but before investment fees. For more information, please contact Desjardins Insurance's Customer Contact Centre at 1-800-968-3587.

Portfolio Analysis as of March 31, 2024



Top Five Countries	% Assets
Canada	61.5
United States	32.0
China	1.2
India	1.1
Taiwan	1.1

Top 10 Holdings	% Assets
Canadian National Railway Co	2.2
Brookfield Corp Reg Shs -A- Ltd Vtg	1.9
Jarislowsky Fraser Spec. Eq. Pld Fund	1.7
Bank of Nova Scotia	1.5
SNC-Lavalin Group Inc	1.4
Microsoft Corp	1.4
Canada Hsg Tr No 1 1.95% 15-12-2025	1.3
WSP Global Inc	1.2
TC Energy Corp	1.2
Open Text Corp	1.1
Total Number of Portfolio Holdings	3
Total Number of Underlying Holdings	309
Total Number of Stock Holdings	151
Total Number of Bond Holdings	83

Global Equity Sectors	% Equity
Utilities	0.6
Energy	4.0
Financials	24.8
Materials	5.0
Consumer Discretionary	10.2
Consumer Staples	9.2
Communication Services	3.9
Industrials	20.0
Health Care	5.6
Information Technology	14.5
Real Estate	2.1
Unclassified	0.0

Fixed Income Breakdown	% Bond
Government Bonds	46.6
Corporate Bonds	45.2
Other Bonds	0.0
Mortgage Backed Securities	0.5
ST Investments (Cash & Other)	7.7
Asset Backed Securities	0.0