

Melodia Growth 35/65 Fund

Fund Category

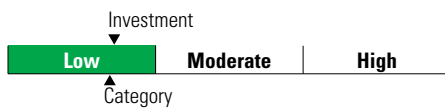
Global Fixed Income Balanced

General Information

Fund Code	224/624
Fund Inception	December 2013
Underlying Inception	June 2010
Fund Assets (\$Mil)	171.83
Underlying Assets (\$Mil)	1,715.50

Fund Company	Desjardins Investments Inc
Underlying Fund	Melodia Moderate Growth Portfolio, I-Class

Volatility Analysis



Investment Objective

The Fund targets an annualized return higher than the benchmark indices below, over four-year moving periods

Benchmark

45.5% FTSE Canada Universe Bond, 19.5% Bloomberg Barclays Multiverse Hedged, 10.5% MSCI Canada Net, 24.5% MSCI All Country World ex Canada IMI Net

Investor Profile

This Fund aims to provide an income return and a moderate long-term capital appreciation by investing primarily in units of mutual funds which themselves invest in equity and fixed-income securities throughout the world. The Fund is intended for investors who have a secure profile and moderate risk tolerance.

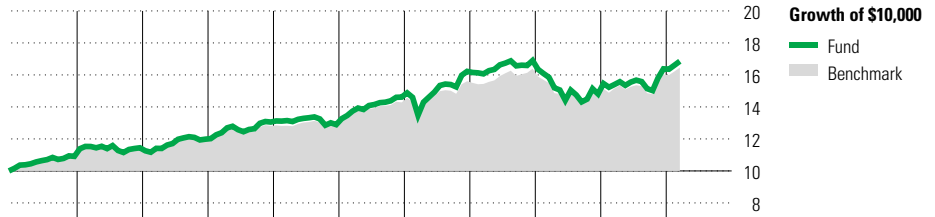
Notes

Returns calculated before December 2013 are simulated according to the allocation of Melodia Portfolios in force before this date.

The benchmark has been modified as of July 1st, 2019.

Due to restrictions regarding the availability of certain indices, we used the USD version of Barclays Capital benchmark before November 2015.

Performance Analysis as of March 31, 2024




											Quartile	
2014	2015	2016	2017	2018	2019	2020	2021	2022	2023	YTD	Calendar Year	
9.1	4.9	4.7	8.9	-1.2	13.3	11.0	4.2	-12.4	10.6	2.9	as at March 31, 2024	
9.6	5.3	4.5	6.4	-0.3	11.8	9.3	5.0	-11.2	10.1	2.7	Fund Return %	
											Benchmark %	

Annualized Returns %	3 Mth	1 Yr	2 Yr	3 Yr	4 Yr	5 Yr	10 Yr
Fund	2.9	9.5	3.1	1.6	5.7	4.2	5.0
Benchmark	2.7	8.6	3.1	2.2	5.0	3.9	4.7

Calculated Returns (See Notes)

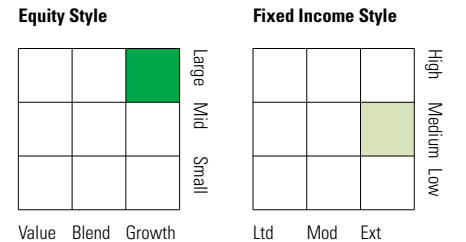
Disclosure The above data represents past performance returns, which is not indicative of future results. These are gross performance returns, calculated after the fund's operating expenses, but before investment fees. For more information, please contact Desjardins Insurance's Customer Contact Centre at 1-800-968-3587.

Portfolio Analysis as of March 31, 2024



Top Five Countries	% Assets
United States	51.4
Canada	24.2
United Kingdom	3.7
France	3.0
Netherlands	2.5

Top 10 Holdings	% Assets
Canada Housing Tr No 1. 25% 15-06-2026	1.5
Canada (Government of) 1.5% 01-06-2031	1.0
Canada (Government of) 2% 01-06-2032	1.0
Canada Housing Tr No 25% 15-12-2031	0.9
Microsoft Corp	0.8
Ontario (Province Of) 4.7% 02-06-2037	0.8
Canada Hsg Tr No 1 1.95% 15-12-2025	0.8
Desjardins Emerging Markets Opp I	0.7
NVIDIA Corp	0.7
Canada (Government of) 3.25% 01-12-2033	0.6
Total Number of Portfolio Holdings	21
Total Number of Underlying Holdings	7,540
Total Number of Stock Holdings	4,691
Total Number of Bond Holdings	2,184



Global Equity Sectors	% Equity
Utilities	2.0
Energy	6.6
Financials	20.3
Materials	3.2
Consumer Discretionary	10.2
Consumer Staples	5.5
Communication Services	6.4
Industrials	12.5
Health Care	10.4
Information Technology	19.3
Real Estate	3.6
Unclassified	0.0

Fixed Income Breakdown	% Bond
Government Bonds	50.3
Corporate Bonds	41.3
Other Bonds	0.0
Mortgage Backed Securities	4.4
ST Investments (Cash & Other)	3.4
Asset Backed Securities	1.0