

Fidelity Canadian Core Equity Fund

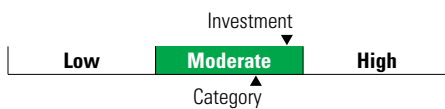
Fund Category
Canadian Equity

General Information

Fund Code 231/0231
Fund Inception February 1997
Underlying Inception October 2020
Fund Assets (\$Mil) 30.64
Underlying Assets (\$Mil) 5,573.60

Fund Company Fidelity Investments Canada ULC
Underlying Fund Fidelity Canadian Core Equity Institutional Trust, Series IP

Volatility Analysis



Investment Objective

The Fund targets an annualized return higher than the S&P/TSX Capped Index, over four-year moving periods.

Benchmark

S&P/TSX Capped

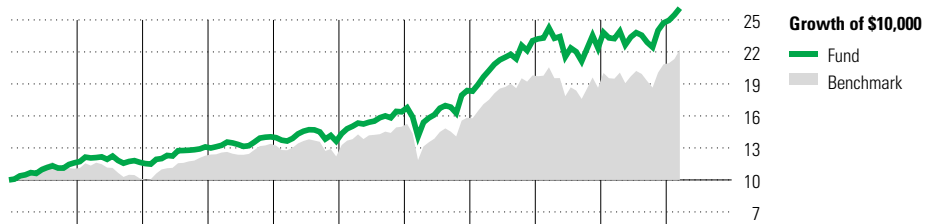
Investment Strategy

This fund, actively managed, aims to provide a superior return derived primarily from long-term capital appreciation by investing in a diversified portfolio of shares of all capitalization Canadian corporations. The fund manager's primary emphasis is on adding value through individual stock selection, while maintaining similar style characteristics and sector weights as the benchmark.

Notes

The name of the fund was changed on April 23, 2021 following a replacement of the underlying fund that was also managed by Fidelity Investments.

Performance Analysis as of March 31, 2024



Year	2014	2015	2016	2017	2018	2019	2020	2021	2022	2023	YTD	Quartile
Fund Return %	16.1	0.4	12.4	7.2	-2.9	20.2	12.2	25.4	-3.0	10.6	5.6	as of March 31, 2024
Benchmark %	10.6	-8.3	21.1	9.1	-8.9	22.9	5.6	25.1	-5.8	11.8	6.6	Calendar Year

Annualized Returns %


	3 Mth	1 Yr	2 Yr	3 Yr	4 Yr	5 Yr	10 Yr
Fund	5.6	12.3	3.8	9.9	16.7	11.7	9.6
Benchmark	6.6	14.0	4.0	9.1	17.0	10.0	7.7

Underlying Fund Performance

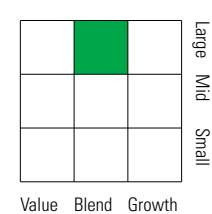
Disclosure The above data represents past performance returns, which is not indicative of future results. These are gross performance returns, calculated after the fund's operating expenses, but before investment fees. For more information, please contact Desjardins Insurance's Customer Contact Centre at 1-800-968-3587.

Portfolio Analysis as of March 31, 2024

Composition



Equity Style



Market Cap

Market Cap	%
Giant	42.9
Large	39.8
Medium	17.3
Small	0.0
Micro	0.0

Top 10 Holdings

Holder	% Assets
Royal Bank of Canada	7.1
Canadian National Railway Co	6.6
Constellation Software Inc	5.1
Canadian Natural Resources Ltd	5.1
The Toronto-Dominion Bank	4.9
Thomson Reuters Corp	3.2
Rogers Comms Inc Shs -B- Non-Voting	3.2
Intact Financial Corp	3.1
TC Energy Corp	3.0
Sun Life Financial Inc	3.0
Total Number of Portfolio Holdings	3
Total Number of Underlying Holdings	84
Total Number of Stock Holdings	80
Total Number of Bond Holdings	0

Top Five Countries

Country	% Assets
Canada	97.2
United States	2.8

Global Equity Sectors

Sector	% Equity
Utilities	2.8
Energy	17.1
Financials	30.8
Materials	8.9
Consumer Discretionary	3.6
Consumer Staples	4.3
Communication Services	4.8
Industrials	14.7
Health Care	0.0
Information Technology	10.6
Real Estate	2.4
Unclassified	0.0