

Melodia Growth 80/20 Fund

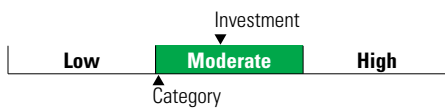
Fund Category
Global Equity Balanced

General Information

Fund Code 232/0232
Fund Inception December 2013
Underlying Inception June 2010
Fund Assets (\$Mil) 502.05
Underlying Assets (\$Mil) 2,011.17

Fund Company Desjardins Investments Inc
Underlying Fund Melodia Maximum Growth Portfolio, I-Class

Volatility Analysis



Investment Objective

The Fund targets an annualized return higher than the benchmark indices below, over four-year moving periods.

Benchmark

14% FTSE Canada Universe Bond, 6% Bloomberg Barclays Multiverse Hedged, 24% MSCI Canada Net, 56%, MSCI All Country World ex Canada IMI Net

Investor Profile

This Fund aims to provide long-term capital appreciation by investing primarily in units of mutual funds which themselves invest in equity and fixed-income securities throughout the world. The Fund is intended for investors who have an aggressive profile and high risk tolerance.

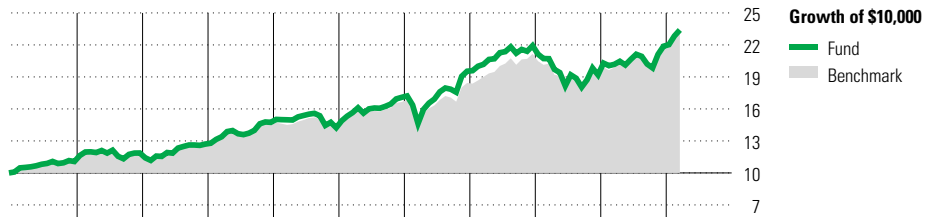
Notes

Returns calculated before December 2013 are simulated according to the allocation of Melodia Portfolios in force before this date.

The benchmark has been modified as of July 1st, 2019.

Due to restrictions regarding the availability of certain indices, we used the USD version of Barclays Capital benchmark before November 2015.

Performance Analysis as of March 31, 2024



Year	2014	2015	2016	2017	2018	2019	2020	2021	2022	2023	YTD	Quartile
Fund Return %	10.7	7.2	7.0	16.0	-3.4	20.0	14.3	12.2	-12.5	14.0	7.0	Calendar Year
Benchmark %	11.9	7.8	7.8	11.6	-2.5	17.8	10.7	14.8	-10.9	14.7	7.4	as at March 31, 2024

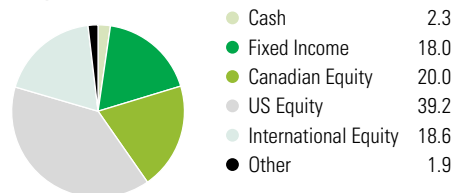
Annualized Returns %	3 Mth	1 Yr	2 Yr	3 Yr	4 Yr	5 Yr	10 Yr
Fund	7.0	16.0	6.3	5.1	12.5	8.4	8.3
Benchmark	7.4	16.7	7.1	6.9	12.5	8.5	8.3

Calculated Returns (See Notes)

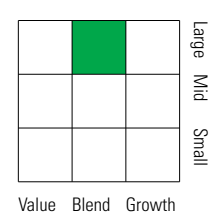
Disclosure The above data represents past performance returns, which is not indicative of future results. These are gross performance returns, calculated after the fund's operating expenses, but before investment fees. For more information, please contact Desjardins Insurance's Customer Contact Centre at 1-800-968-3587.

Portfolio Analysis as of March 31, 2024

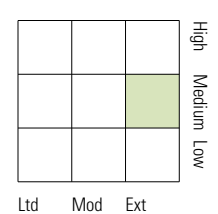
Composition



Equity Style



Fixed Income Style



Top Five Countries

Country	% Assets
United States	50.4
Canada	25.7
United Kingdom	3.6
France	2.9
Netherlands	2.4

Top 10 Holdings

Company	% Assets
Microsoft Corp	1.8
Desjardins Emerging Markets Opp I	1.8
NVIDIA Corp	1.5
Bank of Montreal	1.2
Amazon.com Inc	1.1
Bank of Nova Scotia	1.1
Royal Bank of Canada	1.0
Alphabet Inc Class C	1.0
Canadian Natural Resources Ltd	1.0
Apple Inc	0.9
Total Number of Portfolio Holdings	21
Total Number of Underlying Holdings	7,540
Total Number of Stock Holdings	4,691
Total Number of Bond Holdings	2,184

Global Equity Sectors

Sector	% Equity
Utilities	2.0
Energy	6.9
Financials	20.6
Materials	3.3
Consumer Discretionary	10.1
Consumer Staples	5.5
Communication Services	6.3
Industrials	12.5
Health Care	10.2
Information Technology	19.1
Real Estate	3.6
Unclassified	0.0

Fixed Income Breakdown

Category	% Bond
Government Bonds	40.0
Corporate Bonds	45.5
Other Bonds	0.0
Mortgage Backed Securities	4.0
ST Investments (Cash & Other)	10.0
Asset Backed Securities	0.9