

# Fidelity Canadian Balanced Fund

## Fund Category

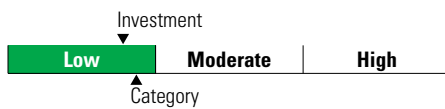
Canadian Neutral Balanced

## General Information

Fund Code 250/0250  
Fund Inception January 2003  
Underlying Inception September 2001  
Fund Assets (\$Mil) 35.31  
Underlying Assets (\$Mil) 6,399.94

Fund Company Fidelity Investments Canada ULC  
Underlying Fund Fidelity Canadian Balanced Class O

## Volatility Analysis



## Investment Objective

The Fund targets an annualized return higher than the benchmark indices below, over four-year moving periods.

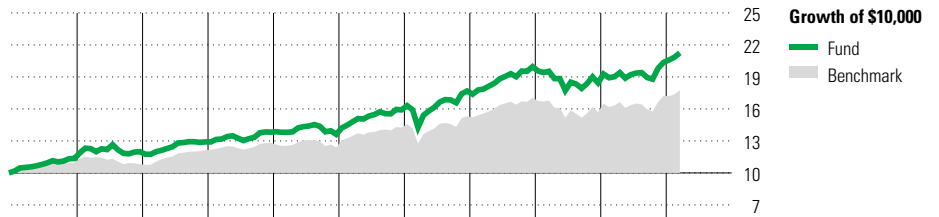
## Benchmark

50% S&P/TSX Capped, 40% FTSE Canada Universe Bond, 10% Merrill Lynch High Yield Master II

## Investment Strategy

The investments are actively managed in order to provide long-term capital appreciation and regular income stream by investing in a diversified portfolio of stocks, fixed-income securities and high yield securities. Equity investment decisions are based on a thorough examination of the company, financial conditions and long-term earnings growth potential. Fixed-income strategy includes sector allocation, security selection, credit analysis and yield-curve positioning strategies.

## Performance Analysis as of March 31, 2024



Year	2014	2015	2016	2017	2018	2019	2020	2021	2022	2023	YTD	Quartile
Fund Return %	13.5	5.7	7.6	7.1	-1.5	16.9	11.1	12.9	-7.6	10.4	4.4	Calendar Year
Benchmark %	9.7	-1.4	12.3	5.6	-3.3	14.9	7.3	11.4	-7.9	9.7	3.2	as at March 31, 2024


Annualized Returns %	3 Mth	1 Yr	2 Yr	3 Yr	4 Yr	5 Yr	10 Yr
Fund	4.4	11.8	4.3	6.0	10.5	7.5	7.3
Benchmark	3.2	8.9	2.9	4.5	8.7	5.7	5.5

Underlying Fund Performance

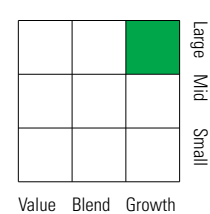
**Disclosure** The above data represents past performance returns, which is not indicative of future results. These are gross performance returns, calculated after the fund's operating expenses, but before investment fees. For more information, please contact Desjardins Insurance's Customer Contact Centre at 1-800-968-3587.

## Portfolio Analysis as of March 31, 2024

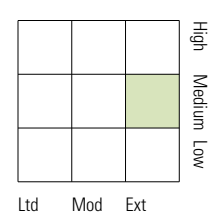
### Composition



### Equity Style



### Fixed Income Style



### Top Five Countries

Country	% Assets
Canada	84.6
United States	15.3
United Kingdom	0.0
Brazil	0.0
Australia	0.0

### Top 10 Holdings

Company	% Assets
Constellation Software Inc	3.9
Canadian Natural Resources Ltd	3.1
Shopify Inc Reg Shs -A- Subord Vtg	3.1
Canadian National Railway Co	2.8
Restaurant Brands International Inc	1.9
Dollarama Inc	1.8
Microsoft Corp	1.8
Brookfield Asset Mgmt Ltd Ordinary Share	1.7
WSP Global Inc	1.6
Thomson Reuters Corp	1.6
Total Number of Portfolio Holdings	3
Total Number of Underlying Holdings	1,180
Total Number of Stock Holdings	71
Total Number of Bond Holdings	893

### Global Equity Sectors

Sector	% Equity
Utilities	0.1
Energy	9.7
Financials	18.9
Materials	13.3
Consumer Discretionary	9.6
Consumer Staples	0.1
Communication Services	2.2
Industrials	25.5
Health Care	0.0
Information Technology	19.3
Real Estate	1.2
Unclassified	0.0

### Fixed Income Breakdown

Category	% Bond
Government Bonds	42.2
Corporate Bonds	51.8
Other Bonds	0.0
Mortgage Backed Securities	2.6
ST Investments (Cash & Other)	2.7
Asset Backed Securities	0.7