

DFS BlackRock[®] Canadian Equity Index Fund

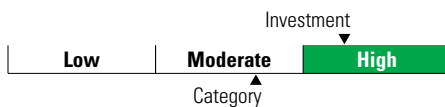
Fund Category
Canadian Equity

General Information

Fund Code 253/653/853/T253
Fund Inception January 2003
Underlying Inception October 1999
Fund Assets (\$Mil) 297.49
Underlying Assets (\$Mil) 3,434.17

Fund Company BlackRock Asset Management Canada Ltd
Underlying Fund BlackRock Canadian Equity Index Class D

Volatility Analysis



Investment Objective

The Fund aims to reproduce as closely as possible the annualized return for the S&P/TSX Capped Composite Index

Benchmark

S&P/TSX Capped

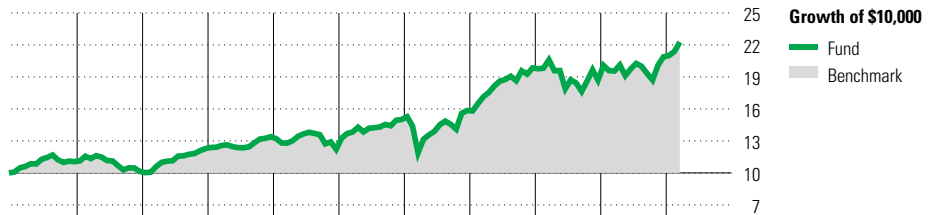
Investment Strategy

The investments are passively managed in order to provide a return derived primarily from capital appreciation by investing in a broadly diversified portfolio of Canadian equity securities.

Notes

BlackRock[®] is a registered trademark of BlackRock, Inc. Used under license.

Performance Analysis as of March 31, 2024



											Quartile	
2014	2015	2016	2017	2018	2019	2020	2021	2022	2023	YTD	Calendar Year	
10.6	-8.3	21.1	9.1	-8.8	22.9	5.7	25.2	-5.8	11.7	6.6	as at March 31, 2024	
10.6	-8.3	21.1	9.1	-8.9	22.9	5.6	25.1	-5.8	11.8	6.6	Fund Return %	
											Benchmark %	


Annualized Returns %	3 Mth	1 Yr	2 Yr	3 Yr	4 Yr	5 Yr	10 Yr
Fund	6.6	13.9	4.0	9.1	17.0	10.0	7.7
Benchmark	6.6	14.0	4.0	9.1	17.0	10.0	7.7

Underlying Fund Performance

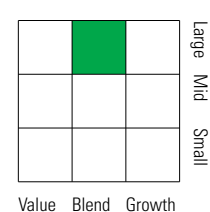
Disclosure The above data represents past performance returns, which is not indicative of future results. These are gross performance returns, calculated after the fund's operating expenses, but before investment fees. For more information, please contact Desjardins Insurance's Customer Contact Centre at 1-800-968-3587.

Portfolio Analysis as of March 31, 2024

Composition



Equity Style



Market Cap

Market Cap	%
Giant	45.9
Large	32.6
Medium	17.0
Small	4.5
Micro	0.1

Top 10 Holdings

Top 10 Holdings	% Assets
Royal Bank of Canada	6.0
The Toronto-Dominion Bank	4.6
Shopify Inc Reg Shs -A- Subord Vtg	4.0
Canadian Pacific Kansas City Ltd	3.5
Canadian Natural Resources Ltd	3.5
Enbridge Inc	3.3
Canadian National Railway Co	3.2
Bank of Montreal	3.0
Bank of Nova Scotia	2.7
Brookfield Corp Reg Shs -A- Ltd Vtg	2.5
Total Number of Portfolio Holdings	3
Total Number of Underlying Holdings	230
Total Number of Stock Holdings	225
Total Number of Bond Holdings	0

Top Five Countries

Top Five Countries	% Assets
Canada	95.6
United States	4.3
United Kingdom	0.0

Global Equity Sectors

Global Equity Sectors	% Equity
Utilities	3.8
Energy	17.6
Financials	31.1
Materials	9.9
Consumer Discretionary	3.7
Consumer Staples	4.4
Communication Services	3.6
Industrials	14.5
Health Care	0.3
Information Technology	8.9
Real Estate	2.3
Unclassified	0.0