

DFS BlackRock[®] MSCI EAFE Equity Index Fund

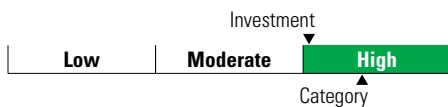
Fund Category
International Equity

General Information

Fund Code 260/660/860/T260
Fund Inception October 2004
Underlying Inception May 1999
Fund Assets (\$Mil) 338.63
Underlying Assets (\$Mil) 3,108.87

Fund Company BlackRock Asset Management Canada Ltd
Underlying Fund BlackRock CDN MSCI EAFE Equity Index D

Volatility Analysis



Investment Objective

The Fund aims to reproduce as closely as possible the annualized returns of the MSCI EAFE Net Index, expressed in Canadian dollars, over four-year moving periods

Benchmark
MSCI EAFE Net

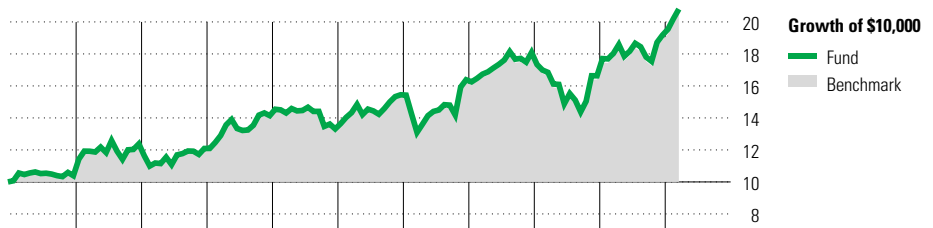
Investment Strategy

The investments are passively managed in order to provide a return derived primarily from long term capital appreciation by investing in a broadly diversified portfolio of non-North American equity securities.

Notes

BlackRock[®] is a registered trademark of BlackRock, Inc. Used under license.

Performance Analysis as of March 31, 2024



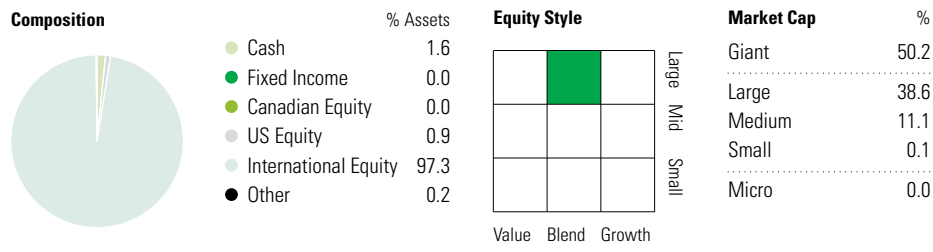
	2014	2015	2016	2017	2018	2019	2020	2021	2022	2023	YTD	Quartile
Fund	3.9	19.1	-2.3	17.0	-5.9	16.0	6.1	10.4	-8.1	15.3	8.5	Calendar Year
Benchmark	3.7	19.0	-2.5	16.8	-6.0	15.8	5.9	10.3	-8.2	15.1	8.6	as at March 31, 2024
												Fund Return %
												Benchmark %

Annualized Returns %	3 Mth	1 Yr	2 Yr	3 Yr	4 Yr	5 Yr	10 Yr
Fund	8.5	15.4	11.1	7.5	12.3	7.7	7.1
Benchmark	8.6	15.3	11.0	7.4	12.1	7.6	7.0

Underlying Fund Performance

Disclosure The above data represents past performance returns, which is not indicative of future results. These are gross performance returns, calculated after the fund's operating expenses, but before investment fees. For more information, please contact Desjardins Insurance's Customer Contact Centre at 1-800-968-3587.

Portfolio Analysis as of March 31, 2024



Top 10 Holdings	% Assets	Top Five Countries	% Assets
Novo Nordisk A/S Class B	2.4	Japan	23.7
ASML Holding NV	2.3	United Kingdom	13.7
Nestle SA	1.6	France	11.2
Toyota Motor Corp	1.5	Switzerland	10.2
Lvmh Moet Hennessy Louis Vuitton SE	1.4	Germany	8.6
Shell PLC	1.3		
AstraZeneca PLC	1.2	Global Equity Sectors	% Equity
SAP SE	1.2	Utilities	3.1
Novartis AG Registered Shares	1.2	Energy	4.0
Roche Holding AG	1.0	Financials	18.9
Total Number of Portfolio Holdings	3	Materials	7.2
Total Number of Underlying Holdings	783	Consumer Discretionary	12.6
Total Number of Stock Holdings	769	Consumer Staples	8.7
Total Number of Bond Holdings	0	Communication Services	4.1
		Industrials	16.8
		Health Care	12.8
		Information Technology	9.4
		Real Estate	2.3
		Unclassified	0.0