

# Baillie Gifford Global Equity Fund

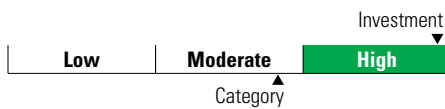
**Fund Category**  
Global Equity

## General Information

Fund Code 310/710  
Fund Inception October 2012  
Underlying Inception July 2009  
Fund Assets (\$Mil) 382.80  
Underlying Assets (\$Mil) 2,905.30

Fund Company Baillie Gifford Overseas Limited  
Underlying Fund Baillie Gifford Global Alpha Fund (CAD)

## Volatility Analysis



## Investment Objective

This fund targets an annualized return higher than that of the MSCI All Country World Net Index, expressed in Canadian dollars, over four-year moving periods.

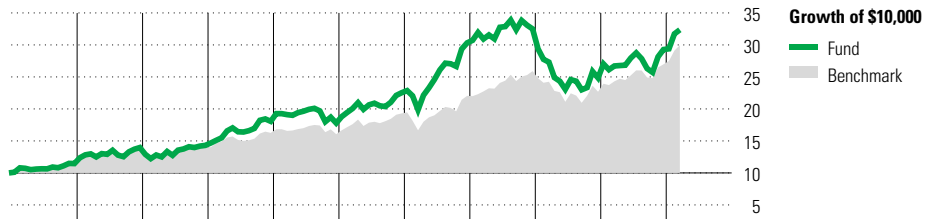
## Benchmark

MSCI All Country World Net

## Investment Strategy

This fund, actively managed, aims to provide superior returns primarily through capital appreciation by investing in a diversified stock portfolio of companies located throughout the world.

## Performance Analysis as of March 31, 2024



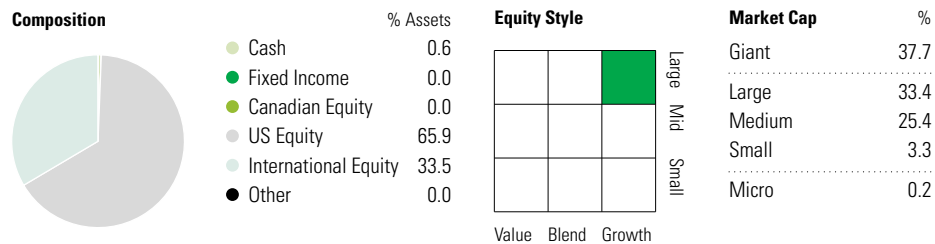
Year	2014	2015	2016	2017	2018	2019	2020	2021	2022	2023	YTD	Quartile
Fund	14.6	21.9	2.4	26.3	-1.5	26.7	34.6	7.2	-23.5	17.8	10.5	Calendar Year
Benchmark	14.4	18.9	3.2	15.8	-1.3	20.2	14.2	17.5	-12.4	18.9	11.0	as at March 31, 2024
												Fund Return %
												Benchmark %

Annualized Returns %	3 Mth	1 Yr	2 Yr	3 Yr	4 Yr	5 Yr	10 Yr
Fund	10.5	21.2	8.9	1.5	13.0	10.0	11.7
Benchmark	11.0	23.2	11.2	9.6	15.8	11.2	11.0

Underlying Fund Performance

**Disclosure** The above data represents past performance returns, which is not indicative of future results. These are gross performance returns, calculated after the fund's operating expenses, but before investment fees. For more information, please contact Desjardins Insurance's Customer Contact Centre at 1-800-968-3587.

## Portfolio Analysis as of March 31, 2024



Top 10 Holdings	% Assets	Top Five Countries	% Assets
Meta Platforms Inc Class A	4.1	United States	66.3
Microsoft Corp	3.8	Japan	4.4
Martin Marietta Materials Inc	3.8	India	3.5
Amazon.com Inc	3.7	Netherlands	3.2
Elevance Health Inc	3.3	Ireland	3.0
Ryanair Holdings PLC ADR	3.0		
CRH PLC	2.8		
Moody's Corporation	2.8		
Reliance Industries Ltd GDR - 144A	2.5		
Service Corp International	2.2		

Global Equity Sectors	% Equity
Utilities	0.0
Energy	2.8
Financials	14.3
Materials	9.2
Consumer Discretionary	19.5
Consumer Staples	2.1
Communication Services	10.8
Industrials	10.4
Health Care	11.7
Information Technology	17.0
Real Estate	2.2
Unclassified	0.0