

Canso Corporate Bond Fund

Fund Category

Canadian Corporate Fixed Income

General Information

Fund Code 321/721/921
Fund Inception May 2015
Underlying Inception July 2008
Fund Assets (\$Mil) 92.35
Underlying Assets (\$Mil) 1,023.56

Fund Company Canso Investment Counsel Ltd
Underlying Fund Canso Corporate Bond Class O

Volatility Analysis



Investment Objective

This fund targets an annualized return at least 0.50% higher than that of the FTSE Canada All Corporate Bond Index, over four-year moving periods

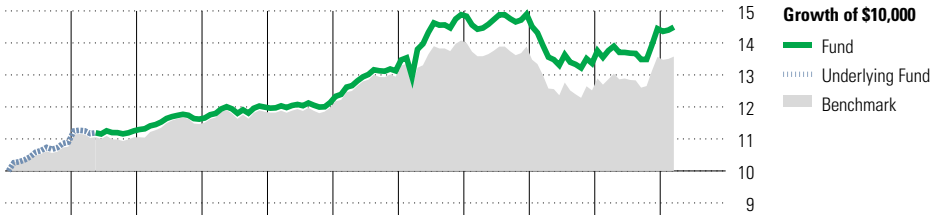
Benchmark

FTSE Canada All Corporate Bond

Investment Strategy

This fund, actively managed, aims to provide steady and competitive income by investing in a diversified portfolio comprised primarily of Canadian dollar denominated investment grade corporate debt and money market securities. The manager concentrates on fundamental analysis and security selection, and favors undervalued securities given their credit risk and potential return.

Performance Analysis as of March 31, 2024



	2014	2015	2016	2017	2018	2019	2020	2021	2022	2023	YTD	Calendar Year
Fund	9.0	3.2	3.3	3.2	1.2	8.2	13.4	0.1	-10.3	8.1	0.3	as at March 31, 2024
Underlying Fund	7.6	2.7	3.7	3.4	1.1	8.1	8.7	-1.3	-9.9	8.4	0.1	Fund Return %
Benchmark												Benchmark %

Annualized Returns %


	3 Mth	1 Yr	2 Yr	3 Yr	4 Yr	5 Yr	10 Yr
Fund	0.3	5.3	2.0	0.1	2.9	2.8	3.5
Benchmark	0.1	5.5	2.2	0.0	1.8	1.7	2.8

Underlying Fund Performance

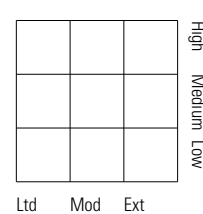
Disclosure The above data represents past performance returns, which is not indicative of future results. These are gross performance returns, calculated after the fund's operating expenses, but before investment fees. For more information, please contact Desjardins Insurance's Customer Contact Centre at 1-800-968-3587.

Portfolio Analysis as of March 31, 2024

Composition



Fixed Income Style



Credit Quality

Credit Quality	%
High	45.6
Medium	40.5
Low	0.0
N/A	13.9

Top 10 Holdings

Holder	% Assets
Canso Private Loan Fund	9.8
Canada (Government of) 0.5% 01-12-2030	6.9
Nestle Holdings, Inc. 2.192% 26-01-2029	6.3
Canada (Government of) 1.5% 01-12-2031	4.7
Metro Life Glb Funding I 1.95% 20-03-2028	3.4
Heathrow Funding Ltd 3.661% 13-01-2031	2.9
Manulife Fin Corp 3.375% 19-06-2026	2.5
NY Life Global Funding 2% 17-04-2028	2.5
Great-West Lifeco Inc. 3.6% 31-12-2026	2.3
Canada (Government of) 4.25% 01-12-2026	2.2
Total Number of Portfolio Holdings	3
Total Number of Underlying Holdings	179
Total Number of Stock Holdings	0
Total Number of Bond Holdings	153

Top Five Countries

Country	% Assets
Canada	75.0
United States	11.1
Switzerland	7.1
United Kingdom	5.1
France	1.8

Fixed Income Breakdown

Category	% Bond
Government Bonds	20.3
Corporate Bonds	75.0
Other Bonds	0.0
Mortgage Backed Securities	3.9
ST Investments (Cash & Other)	0.6
Asset Backed Securities	0.3