

# Desjardins Global Equity Dividend Fund (Mondrian)

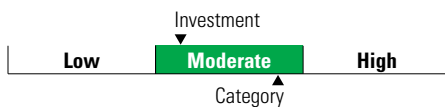
**Fund Category**  
Global Equity

## General Information

Fund Code 331/731  
Fund Inception January 2016  
Underlying Inception November 1959  
Fund Assets (\$Mil) 61.58  
Underlying Assets (\$Mil) 1,214.52

Fund Company Desjardins Investments Inc  
Underlying Fund Desjardins Global Dividend A

## Volatility Analysis



## Investment Objective

This fund targets an annualized return at least 2.00% higher than that of the MSCI World Net Index, expressed in Canadian dollars, over four-year moving periods.

## Benchmark

MSCI World Net

## Investment Strategy

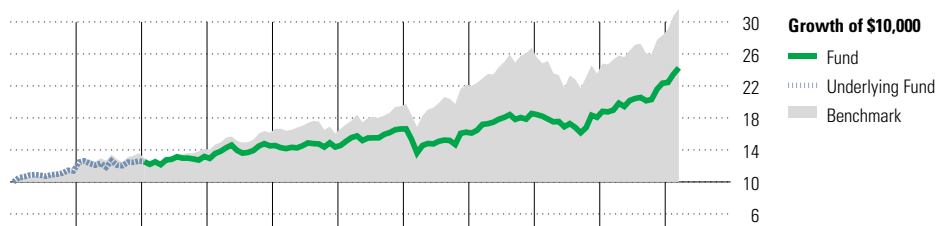
This fund, actively managed, aims to provide dividend income and long-term capital appreciation by investing in equity and equity-related securities of companies around the world, including, when deemed appropriate, emerging markets. The fund's manager favours companies with high dividend yields, stable or high profit growth, a lower than average debt in comparison to their industry average and whose securities are traded at a reasonable price relative to other companies with similar characteristics.

## Notes

The underlying Fund performance returns are net. These are calculated after the funds operating expenses and investment fees.

Sub-advisor:  
Mondrian

## Performance Analysis as of March 31, 2024



	2014	2015	2016	2017	2018	2019	2020	2021	2022	2023	YTD	Quartile
	—	—	—	■	■	■	■	■	■	■	■	Calendar Year
	13.7	10.9	2.3	10.1	-1.0	15.7	-2.4	14.4	-2.6	23.6	8.6	as at March 31, 2024
	14.4	18.9	3.8	14.4	-0.5	21.2	13.9	20.8	-12.2	20.5	11.7	Fund Return %
												Benchmark %


Annualized Returns %	3 Mth	1 Yr	2 Yr	3 Yr	4 Yr	5 Yr	10 Yr
Fund	8.6	27.8	16.6	12.2	15.5	9.3	6.5
Benchmark	11.7	25.1	12.3	11.3	17.0	12.4	11.6

Underlying Fund Performance

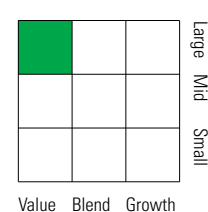
**Disclosure** The above data represents past performance returns, which is not indicative of future results. These are gross performance returns, calculated after the fund's operating expenses, but before investment fees. For more information, please contact Desjardins Insurance's Customer Contact Centre at 1-800-968-3587.

## Portfolio Analysis as of March 31, 2024

### Composition



### Equity Style



### Market Cap

Market Cap	%
Giant	31.7
Large	39.2
Medium	26.5
Small	2.5
Micro	0.0

### Top 10 Holdings

Company	% Assets
AbbVie Inc	3.6
Enel SpA	3.5
HCA Healthcare Inc	3.4
Sony Group Corp	3.3
Laboratory Corp of America Holdings	3.2
Sundrug Co Ltd	3.2
Wells Fargo & Co	3.2
Fujitsu Ltd	3.1
Dollar Tree Inc	3.1
L3Harris Technologies Inc	3.1
Total Number of Portfolio Holdings	3
Total Number of Underlying Holdings	51
Total Number of Stock Holdings	45
Total Number of Bond Holdings	0

### Top Five Countries

Country	% Assets
United States	52.8
Japan	15.2
United Kingdom	7.6
Italy	6.3
France	3.1

### Global Equity Sectors

Sector	% Equity
Utilities	6.3
Energy	5.0
Financials	7.2
Materials	3.1
Consumer Discretionary	7.1
Consumer Staples	16.0
Communication Services	2.8
Industrials	13.3
Health Care	21.8
Information Technology	14.0
Real Estate	3.5
Unclassified	0.0