

CC&L Canadian Equity Growth Fund

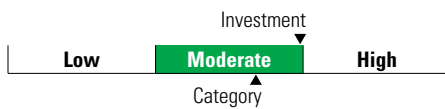
Fund Category
Canadian Equity

General Information

Fund Code 373/773
Fund Inception March 2018
Underlying Inception April 2012
Fund Assets (\$Mil) 222.92
Underlying Assets (\$Mil) 2,717.58

Fund Company Connor Clark & Lunn Inv Mgmt Ltd
Underlying Fund CC&L Group Canadian Q Growth

Volatility Analysis



Investment Objective

This fund targets an annualized return at least 2.00% higher than that of the S&P/TSX Index, over four-year moving periods.

Benchmark
S&P/TSX

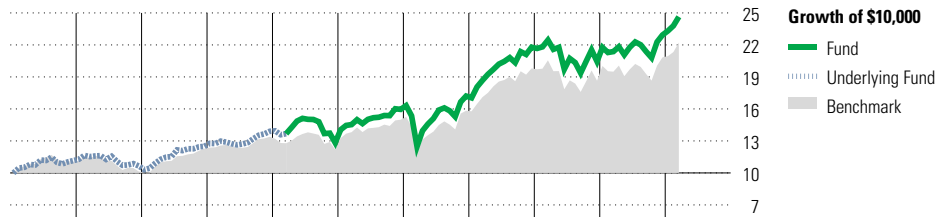
Investment Strategy

This fund, actively managed, aims to provide long-term capital appreciation by investing in a diversified portfolio of Canadian equities. The fund is managed according to a quantitative investment process, which focuses on companies that exhibit strong fundamental characteristics. Furthermore, the fund's stock selection puts an emphasis on growth characteristics.

Notes

Underlying assets reflect the Fund manager's Series A.

Performance Analysis as of March 31, 2024



												Quartile	
2014	2015	2016	2017	2018	2019	2020	2021	2022	2023	YTD	Calendar Year		
11.6	-4.6	17.3	11.3	-8.9	24.4	7.8	26.6	-6.1	12.1	7.4	as at March 31, 2024		
10.6	-8.3	21.1	9.1	-8.9	22.9	5.6	25.1	-5.8	11.8	6.6	Fund Return %		
											Benchmark %		


Annualized Returns %	3 Mth	1 Yr	2 Yr	3 Yr	4 Yr	5 Yr	10 Yr
Fund	7.4	15.3	4.8	9.7	18.5	11.1	8.7
Benchmark	6.6	14.0	4.0	9.1	17.0	10.0	7.7

Underlying Fund Performance

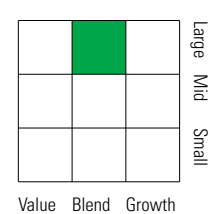
Disclosure The above data represents past performance returns, which is not indicative of future results. These are gross performance returns, calculated after the fund's operating expenses, but before investment fees. For more information, please contact Desjardins Insurance's Customer Contact Centre at 1-800-968-3587.

Portfolio Analysis as of March 31, 2024

Composition



Equity Style



Market Cap

Market Cap	%
Giant	33.2
Large	29.2
Medium	24.0
Small	12.2
Micro	1.4

Top 10 Holdings

Top 10 Holdings	% Assets
The Toronto-Dominion Bank	4.2
Bank of Nova Scotia	4.2
Constellation Software Inc	3.6
Royal Bank of Canada	3.5
Shopify Inc Reg Shs -A- Subord Vtg	2.8
Enbridge Inc	2.7
National Bank of Canada	2.6
CIBC	2.6
Power Corp of Canada Shs Subord.Voting	2.5
Brookfield Corp Reg Shs -A- Ltd Vtg	2.4
Total Number of Portfolio Holdings	3
Total Number of Underlying Holdings	289
Total Number of Stock Holdings	286
Total Number of Bond Holdings	0

Top Five Countries

Top Five Countries	% Assets
Canada	96.2
United States	3.8
United Kingdom	0.0

Global Equity Sectors

Global Equity Sectors	% Equity
Utilities	3.8
Energy	18.5
Financials	32.8
Materials	6.8
Consumer Discretionary	2.1
Consumer Staples	2.6
Communication Services	2.4
Industrials	16.1
Health Care	0.2
Information Technology	12.5
Real Estate	2.2
Unclassified	0.0