

# Fidelity Canadian Low Volatility Equity Fund

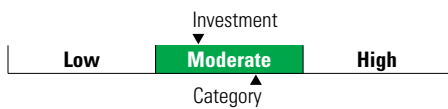
**Fund Category**  
Canadian Equity

## General Information

Fund Code 386/786  
Fund Inception July 2019  
Underlying Inception July 2012  
Fund Assets (\$Mil) 49.81  
Underlying Assets (\$Mil) 240.39

Fund Company Fidelity Investments Canada ULC  
Underlying Fund Fidelity Canadian Low Volatility Institutional Trust

## Volatility Analysis



## Investment Objective

This fund targets an annualized return higher than that of the S&P/TSX Capped Index, over four-year moving periods.

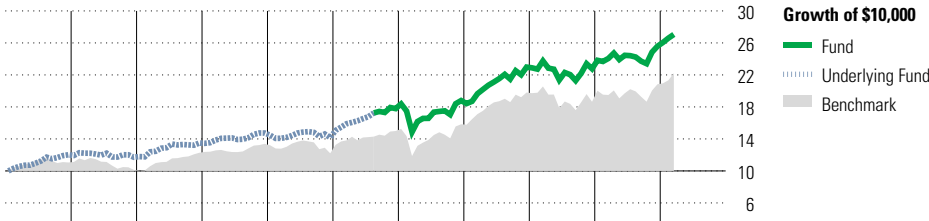
## Benchmark

S&P/TSX Capped

## Investment Strategy

This fund, actively managed, aims to provide long-term capital appreciation while seeking to minimize overall portfolio volatility by investing primarily in Canadian equity securities. The fund's manager combines techniques of bottom-up fundamental research and quantitative analysis to identify and select securities. Quantitative modeling is also used at the portfolio level to aim to reduce the overall volatility.

## Performance Analysis as of March 31, 2024



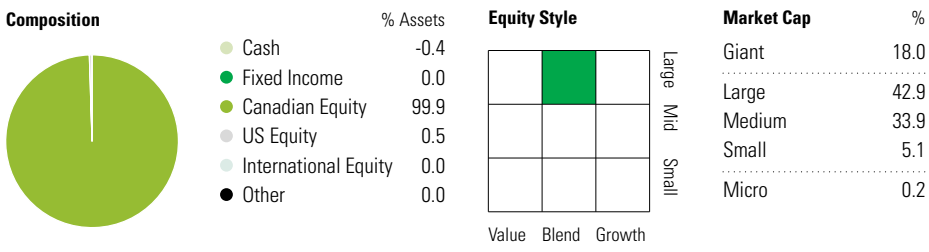
Year	2014	2015	2016	2017	2018	2019	2020	2021	2022	2023	YTD	Calendar Year
Fund Return %	20.2	-2.6	15.2	9.3	-3.9	25.7	5.6	22.3	-0.9	12.4	5.8	as at March 31, 2024
Benchmark %	10.6	-8.3	21.1	9.1	-8.9	22.9	5.6	25.1	-5.8	11.8	6.6	

Annualized Returns %	3 Mth	1 Yr	2 Yr	3 Yr	4 Yr	5 Yr	10 Yr
Fund	5.8	12.5	6.7	11.3	16.2	11.7	10.1
Benchmark	6.6	14.0	4.0	9.1	17.0	10.0	7.7

Underlying Fund Performance

**Disclosure** The above data represents past performance returns, which is not indicative of future results. These are gross performance returns, calculated after the fund's operating expenses, but before investment fees. For more information, please contact Desjardins Insurance's Customer Contact Centre at 1-800-968-3587.

## Portfolio Analysis as of March 31, 2024



Top 10 Holdings	% Assets
Canadian National Railway Co	4.8
Intact Financial Corp	4.7
Rogers Comms Inc Shs -B- Non-Voting	4.4
Loblaw Companies Ltd	3.9
Constellation Software Inc	3.9
TMX Group Ltd	3.6
Emera Inc	3.3
Fortis Inc	3.3
Metro Inc	3.2
Boyd Group Services Inc Ordinary Shares	3.0
Total Number of Portfolio Holdings	3
Total Number of Underlying Holdings	97
Total Number of Stock Holdings	93
Total Number of Bond Holdings	0

Global Equity Sectors	% Equity
Utilities	8.4
Energy	7.4
Financials	17.0
Materials	10.9
Consumer Discretionary	5.9
Consumer Staples	14.8
Communication Services	7.4
Industrials	13.7
Health Care	0.0
Information Technology	9.6
Real Estate	5.0
Unclassified	0.0