

Desjardins 30/70 Fund

Fund Category

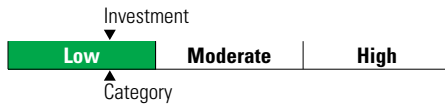
Global Fixed Income Balanced

General Information

Fund Code 420/424
Fund Inception June 2014
Fund Assets (\$Mil) 33.11

Fund Company Multi-Manager

Volatility Analysis



Investment Objective

This fund targets an annualized return higher than that of the combined benchmarks below, over four-year moving periods.

Benchmark

49% FTSE Canada Universe, 21% Bloomberg Barclays Multiverse Hedged, 7.5% MSCI Canada Net, 22.5% MSCI All Country World ex Canada IMI Net

Investor Profile

This Fund is composed of a portfolio of underlying funds that emphasizes the preservation of capital but also strives to enhance returns by including a lesser growth component. It invests with a concentration in fixed income securities and a certain percentage in Canadian and foreign equities. The Fund is intended for investors who have a secure profile and low risk tolerance.

Notes

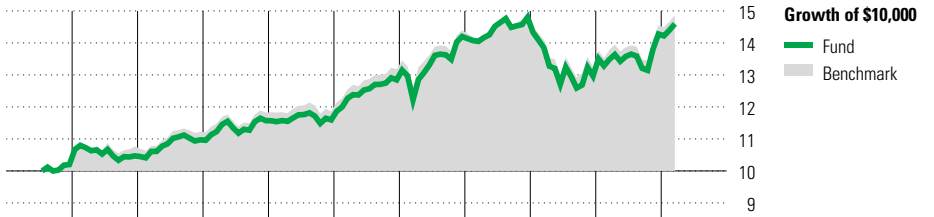
The name of the fund was changed from "DGIA" to "Desjardins" on July 28th, 2016.

The benchmark was last changed on December 1st, 2019.

The fund's composition was last changed on January 31, 2024.

BlackRock® is a registered trademark of BlackRock, Inc. Used under licence.

Performance Analysis as of March 31, 2024



	2014	2015	2016	2017	2018	2019	2020	2021	2022	2023	YTD	Quartile
—	—	2.7	4.8	5.5	0.2	10.8	10.6	4.2	-12.4	10.1	2.2	Calendar Year
—	—	4.6	4.2	5.4	0.3	11.1	9.2	3.9	-11.3	9.7	2.2	as at March 31, 2024
												Fund Return %
												Benchmark %


Annualized Returns %

	3 Mth	1 Yr	2 Yr	3 Yr	4 Yr	5 Yr	10 Yr
Fund	2.2	8.2	2.7	1.3	4.5	3.5	—
Benchmark	2.2	7.8	2.7	1.6	4.1	3.4	—

Disclosure The above data represents past performance returns, which is not indicative of future results. These are gross performance returns, calculated after the fund's operating expenses, but before investment fees. For more information, please contact Desjardins Insurance's Customer Contact Centre at 1-800-968-3587.

Portfolio Analysis as of March 31, 2024

Composition



Target Composition

Category	% Assets
DGIA Bond	13.5
Desjardins Enhanced Bond	9.0
DFS BlackRock® Universe Bond Index	22.5
Desjardins Global Bond	25.0
DGIA Canadian Equity	5.1
DFS BlackRock® Canadian Equity Index	1.7
DFS BlackRock® U.S. Equity Index (Registered Only)	8.3
J.P. Morgan Global Equity	2.9
Desjardins Global Equity	2.9
Desjardins Global Small Cap Equity	3.8
DFS BlackRock® MSCI EAFE Equity Index	3.3
DFS BlackRock® MSCI Emerging Markets Index	2.0

Top Five Countries

Country	% Assets
United States	48.3
Canada	23.0
Japan	4.4
United Kingdom	3.1
France	2.3

Top 10 Holdings

Holder	% Assets
Dfs Jp Morgan Global Equity, Series O	3.1
Microsoft Corp	0.9
Canada (Government of) 1.5% 01-06-2031	0.8
Canada Housing Tr No 1. 25% 15-06-2026	0.8
Canada (Government of) 2% 01-06-2032	0.6
Apple Inc	0.5
Canada (Government of) 2.75% 01-06-2033	0.5
Royal Bank of Canada	0.5
NVIDIA Corp	0.4
Amazon.com Inc	0.4
Total Number of Portfolio Holdings	14
Total Number of Underlying Holdings	10,938
Total Number of Stock Holdings	6,926
Total Number of Bond Holdings	3,078

Top Five Global Equity Sectors

Sector	% Equity
Financials	20.3
Information Technology	19.5
Industrials	13.1
Consumer Discretionary	9.8
Health Care	9.2

Fixed Income Breakdown

Category	% Bond
Government Bonds	61.8
Corporate Bonds	32.9
Other Bonds	0.0
Mortgage Backed Securities	2.3
ST Investments (Cash & Other)	2.6
Asset Backed Securities	0.8