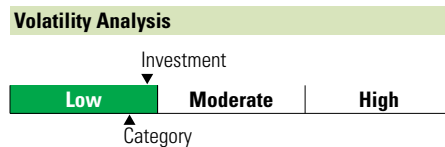


Fidelity ClearPath[®] Institutional 2025

Fund Category
2025 Target Date Portfolio

General Information	
Fund Code	935/0935/T335
Fund Inception	June 2019
Underlying Inception	March 2008
Fund Assets (\$Mil)	178.73
Underlying Assets (\$Mil)	822.88
Fund Company: Fidelity Investments Canada ULC	
Underlying Fund: Fidelity Clearpath Inst 2025 Portfolio	



Investment Objective

Until its target retirement date, this Fund aims to provide a high total return by investing primarily in underlying funds and by using a dynamic asset allocation strategy with a risk level that is in line with its time horizon. Thereafter, the Fund aims to provide current income and, as secondary objective, capital appreciation.

Benchmark
Not Available

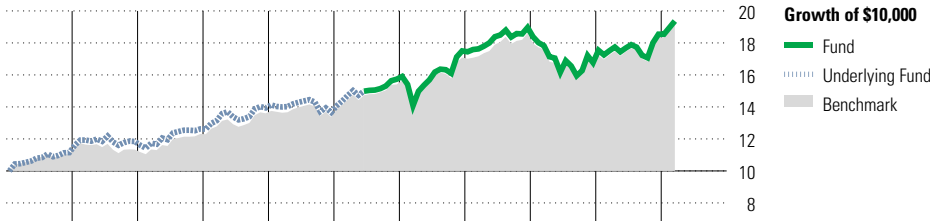
Investment Strategy

Until its target retirement date, this Fund aims to provide a high total return with a risk level that is in line with its time horizon by investing in underlying funds that hold a mix of equities, fixed-income instruments and alternative investments. Thereafter, the Fund aims to provide current income and, as secondary objective, capital appreciation. The Fund is intended for investors who had or are planning to begin drawing income from their savings between 2023 and 2027. Over time, the portfolio is rebalanced to reflect a decreasing tolerance for portfolio volatility.

Notes

Fidelity ClearPath[®] is a registered trademark of FMR Corp. Used with permission.

Performance Analysis as of March 31, 2024



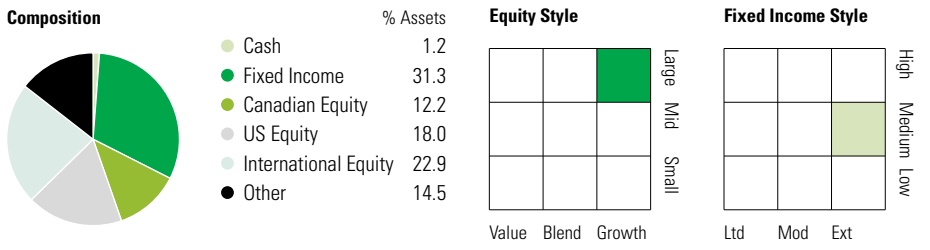
Year	2014	2015	2016	2017	2018	2019	2020	2021	2022	2023	YTD	Calendar Year
Fund	11.5	6.2	6.6	10.4	-2.0	15.2	11.2	8.3	-11.6	10.6	4.4	as at March 31, 2024
Underlying Fund	10.4	2.7	8.6	10.5	-1.7	15.3	10.9	9.0	-11.5	11.3	4.1	Fund Return %
Benchmark												Benchmark %

Annualized Returns %	3 Mth	1 Yr	2 Yr	3 Yr	4 Yr	5 Yr	10 Yr
Fund	4.4	10.6	4.2	3.2	8.3	5.7	6.4
Benchmark	4.1	10.8	4.1	3.6	8.2	5.8	6.2

Underlying Fund Performance

Disclosure The above data represents past performance returns, which is not indicative of future results. These are gross performance returns, calculated after the fund's operating expenses, but before investment fees. For more information, please contact Desjardins Insurance's Customer Contact Centre at 1-800-968-3587.

Portfolio Analysis as of March 31, 2024



Top Five Countries

Country	% Assets
United States	33.9
Canada	23.0
Japan	6.9
United Kingdom	5.5
France	4.3

Top 10 Holdings

Holder	% Assets
Fidelity Global Developed Mkts Sovereign	12.3
Fidelity Value Discovery	1.9
Select Emc Instl Trust	1.6
Canada (Government of) 4% 01-12-2031	1.3
Canada (Government of) 4.25% 01-12-2026	1.1
Canada (Government of) 3% 01-12-2036	1.1
Canada (Government of) 1.5% 01-12-2044	1.1
Canada (Government of) 1.25% 01-12-2047	1.1
Canada (Government of) 2% 01-12-2041	1.0
Constellation Software Inc	0.9
Total Number of Portfolio Holdings	3
Total Number of Underlying Holdings	8,205
Total Number of Stock Holdings	7,069
Total Number of Bond Holdings	635

Global Equity Sectors

Sector	% Equity
Utilities	2.5
Energy	6.4
Financials	21.0
Materials	6.2
Consumer Discretionary	9.8
Consumer Staples	6.0
Communication Services	5.1
Industrials	14.8
Health Care	8.3
Information Technology	17.4
Real Estate	2.5
Unclassified	0.0

Fixed Income Breakdown

Category	% Bond
Government Bonds	74.4
Corporate Bonds	20.5
Other Bonds	0.0
Mortgage Backed Securities	1.2
ST Investments (Cash & Other)	3.7
Asset Backed Securities	0.5