

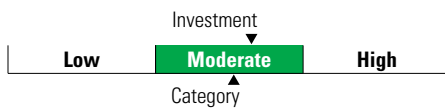
Fidelity ClearPath[®] Institutional 2045

Fund Category
2035+ Target Date Portfolio

General Information

Fund Code	939/0939/T339
Fund Inception	June 2019
Underlying Inception	March 2008
Fund Assets (\$Mil)	367.03
Underlying Assets (\$Mil)	1,087.12
Fund Company	Fidelity Investments Canada ULC
Underlying Fund	Fidelity Clearpath Inst 2045 Portfolio

Volatility Analysis



Investment Objective

Until its target retirement date, this Fund aims to provide a high total return by investing primarily in underlying funds and by using a dynamic asset allocation strategy with a risk level that is in line with its time horizon. Thereafter, the Fund aims to provide current income and, as secondary objective, capital appreciation.

Benchmark
Not Available

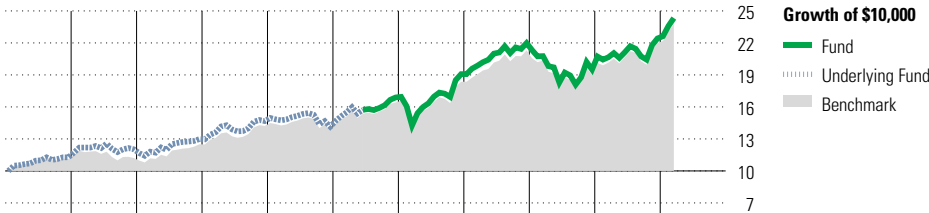
Investment Strategy

Until its target retirement date, this Fund aims to provide a high total return with a risk level that is in line with its time horizon by investing in underlying funds that hold a mix of equities, fixed-income instruments and alternative investments. Thereafter, the Fund aims to provide current income and, as secondary objective, capital appreciation. The Fund is intended for investors who had or are planning to begin drawing income from their savings between 2043 and 2047. Over time, the portfolio is rebalanced to reflect a decreasing tolerance for portfolio volatility.

Notes

Fidelity ClearPath[®] is a registered trademark of FMR Corp. Used with permission.

Performance Analysis as of March 31, 2024



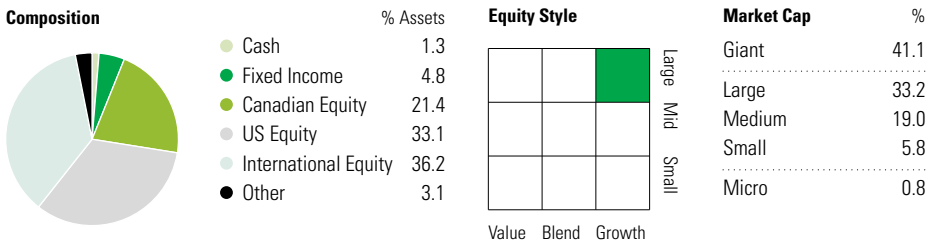
Year	2014	2015	2016	2017	2018	2019	2020	2021	2022	2023	YTD	Calendar Year
Fund	12.7	6.6	8.0	13.0	-3.6	19.5	12.9	15.3	-11.3	15.0	8.5	as at March 31, 2024
Underlying Fund	11.1	0.9	11.5	13.8	-3.4	19.5	11.8	16.1	-10.8	15.7	8.1	Fund Return %
Benchmark												Benchmark %

Annualized Returns %	3 Mth	1 Yr	2 Yr	3 Yr	4 Yr	5 Yr	10 Yr
Fund	8.5	17.8	8.2	7.0	14.3	9.5	8.7
Benchmark	8.1	17.8	8.0	7.6	14.3	9.5	8.5

Underlying Fund Performance

Disclosure The above data represents past performance returns, which is not indicative of future results. These are gross performance returns, calculated after the fund's operating expenses, but before investment fees. For more information, please contact Desjardins Insurance's Customer Contact Centre at 1-800-968-3587.

Portfolio Analysis as of March 31, 2024



Top 10 Holdings	% Assets	Top Five Countries	% Assets
Fidelity Value Discovery	3.6	United States	36.5
Select Eme Instl Trust	2.4	Canada	23.6
Constellation Software Inc	1.5	Japan	6.4
Canadian National Railway Co	1.5	United Kingdom	5.1
Microsoft Corp	1.4	France	4.0
Royal Bank of Canada	1.4		
NVIDIA Corp	1.2		
Canadian Natural Resources Ltd	1.2		
Apple Inc	1.0		
Taiwan Semiconductor Manufacturing	0.9		

Global Equity Sectors	% Equity
Utilities	2.6
Energy	6.5
Financials	21.0
Materials	6.1
Consumer Discretionary	9.6
Consumer Staples	5.9
Communication Services	5.2
Industrials	14.7
Health Care	8.3
Information Technology	17.6
Real Estate	2.5
Unclassified	0.0