

GUARANTEED INVESTMENT FUNDS

Fund Facts

MILLENNIA III PLAN – CLASSIC – SERIES 3

Financial information as of **December 31, 2022** (unless otherwise indicated)

The following pages include the description of each fund offered under the Millennia III (Classic) contract. The individual Fund Facts give you an idea of what each fund invests in, how it has performed and what fees or charges may apply.

We show performance data for our funds, which include tables, charts and graphs. The tables show selected key financial information about each fund and are intended to help you understand each fund's financial performance since inception.

The individual Fund Facts are not complete without the following "What if I change my mind" and "For more information" sections below.

What if I change my mind?

You can change your mind and cancel any additional deposit you make under the contract within the earlier of two business days of the date you received confirmation or five business days after it is sent to you. In this case, the right to cancel only applies to the new deposit.

You have to tell your insurer in writing, by email, fax, or letter, that you want to cancel this new deposit. The amount returned will be the lesser of your deposit or its value, if it has gone down. The amount returned only applies to the specific deposit and will include a refund of any sales charges or other fees you paid.

For more information

This summary may not contain all the information you need. Please read your Millennia III contract and information folder. You may contact us at:

Desjardins Financial Security

Mailing Address:

1150, rue de Claire-Fontaine
Quebec, QC G1R 5G4

Website: desjardinslifeinsurance.com

Email address: gifclientservice@dfs.ca

Telephone: 1-877-647-5435

Fax number: 1-888-926-2987

Desjardins Insurance refers to Desjardins Financial Security Life Assurance Company.

Table of Contents

DFS GIF – Money Market.....	3
DFS GIF – Canadian Bond.....	6
DFS GIF – Global Balanced – Jarislowsky Fraser.....	9
DFS GIF – Canadian Balanced – Fiera Capital.....	12
DFS GIF – Dividend Income – Desjardins.....	15
DFS GIF – Canadian Equity – Desjardins.....	18
DFS GIF – Canadian Equity – Franklin Bissett.....	21
DFS GIF – Canadian Small Cap Equity – NEI.....	24
DFS GIF – Small Cap – Franklin Bissett.....	27
DFS GIF – American Equity – MFS.....	30
DFS GIF – American Equity Value – Desjardins.....	33
DFS GIF – International Equity – MFS.....	36

DFS GIF – MONEY MARKET

Financial Information as at **December 31, 2022**

Quick Facts

Inception Date:

Fund: November 20, 1995

Series 3: December 14, 1998

Total Value (000's):

Series 3: 2,092

Net Asset Value per Unit:

Series 3: 6.49

Number of Units Outstanding (000's):

Series 3: 322

Management Expense Ratio (MER):

Series 3: 1.76%

Portfolio Manager:

Desjardins Global Asset Management Inc.

Portfolio Turnover Rate (of the Underlying Fund):

550.00%

Minimum Deposit:

\$500

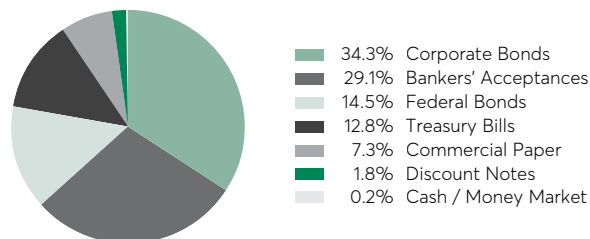
What does this fund invest in?

This fund invests in the DGIA Money Market Fund. The Underlying Fund invests in Canadian treasury bills and bankers acceptances.

Top ten investments of the Underlying Fund	
Government of Canada, 1.500%, June 1, 2023	8.1%
Government of Canada, 0.250%, May 1, 2023	6.5%
Canadian Imperial Bank of Commerce, 2.430%, June 9, 2023	4.9%
Toyota Credit Canada, 2.700%, January 25, 2023	4.5%
HSBC Bank Canada, 0.9025%, February 23, 2023	3.9%
Bank of Montreal, 2.890%, June 20, 2023	3.7%
Newfoundland & Labrador Treasury Bills, 4.0879%, February 2, 2023	3.6%
Scotiabank, 2.380%, May 1, 2023	3.6%
Honda Canada Finance, 2.537%, March 1, 2023	3.4%
Énergir, Commercial Paper, February 8, 2023	3.1%
TOTAL	45.2%

TOTAL INVESTMENTS: 50

Investment Allocation as at December 31, 2022



How has the fund performed?

This section tells you how the fund has performed for a contract Owner who chose Series 3. Returns are after the MER has been deducted.

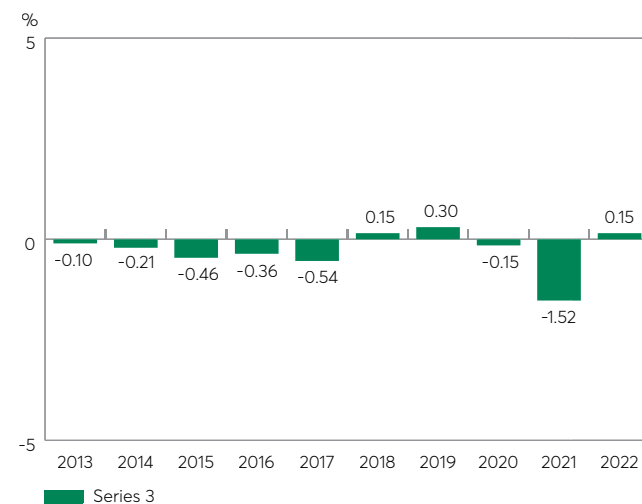
It's important to note that this doesn't tell you how the fund will perform in the future. Also, your actual return will depend on your personal tax situation.

Average return

A contract Owner who deposited \$1,000 in the fund on December 14, 1998 and chose Series 3 now has \$1,191. This works out to an average of 0.7% a year.

Year-by-year returns

This chart shows how the fund has performed in each of the past 10 years for a contract Owner who chose Series 3. Since 2013, the fund went up in value 3 years and down in value 7 years of the 10.



DFS GIF – MONEY MARKET

How risky is it?

The value of your deposit can go down.

Low	Low to moderate	Moderate	Moderate to high	High
-----	-----------------	----------	------------------	------

Are there any guarantees?

This fund is being offered under an insurance contract. It comes with guarantees that may protect a contract Owner's deposit if markets go down. The MER includes the insurance cost for the guarantees. For details, please refer to your contract and information folder.

Who is this fund for?

This fund may be right for a person seeking liquidity and security of capital.

How much does it cost?

The following tables show the fees and expenses you could pay to buy, own and withdraw Units of the fund.

Sales Charges and Withdrawal Fees

Fee Option	What you pay	How it works
Negotiable Fee Option	Up to 5% of the amount of your deposit	<ul style="list-style-type: none">You and your advisor decide on the rate.The initial sales charge is deducted from your deposit. It goes to your advisor and the distributor they do business with as a gross commission.There are no withdrawal fees.
Back End Load, 7 years*	If you withdraw within: 1 year of buying 5.0% 2 years of buying 4.5% 3 years of buying 4.0% 4 years of buying 3.5% 5 years of buying 3.0% 6 years of buying 2.0% 7 years of buying 1.0% After 7 years 0.0%	<ul style="list-style-type: none">When you make a deposit, Desjardins Financial Security pays a gross commission of 5.0%.Any back end load sales charge you pay goes to Desjardins Financial Security.The back end load sales charge is a set rate. It is deducted from the amount you withdraw.You can withdraw up to 12% of your Units each year without paying a sales charge.You can switch to Units of other funds under the insurance contract at any time, without paying a sales charge. The sales charge schedule will be based on the date you made your deposit.

* This fee option is no longer offered except for switches of Units that were under this fee option when it ceased to be offered, on November 25, 2022 at 4 p.m. (ET). For these Units, the withdrawal fees indicated above continue to apply until expiry of the withdrawal schedule from the dates of the deposits.

Ongoing Fund Fees

The MER includes the management fees, operating expenses and taxes of the fund as well as the insurance cost under your contract. You don't pay these expenses directly. They affect you because they reduce the return you get on your deposit. For more details about how the guarantees work, see the guarantees sections in your contract and information folder.

MER (annual rate as a % of the fund's value)
1.76%

DFS GIF – MONEY MARKET

Trailing Commission

Desjardins Financial Security pays your advisor and the distributor they do business with a trailing commission for as long as you own Units of the fund. It is for the services and advice they provide to you. The trailing commission is paid out of the management fees. Its amount depends on the fee option you choose and on the market value of your Units associated with this fee option:

- Negotiable Fee Option – 0.50% of the market value of the Units attributed to this fee option each year.
- Back End Load, 7 years – 0.20% of the market value of the Units attributed to this fee option each year.

Other Fees

There are no other fees that apply to the Millennia III Plan.

What if I change my mind?

You can change your mind about your deposit but you may have as little as two days to do so. Please see the [cover](#) of this document for details. This page also contains details on how to get more information. This Fund Facts is not complete without that page.

DFS GIF – CANADIAN BOND

Financial Information as at **December 31, 2022**

Quick Facts

Inception Date:

Fund: October 16, 2015
Series 3: November 16, 2020

Total Value (000's):

Series 3: 3,125

Net Asset Value per Unit:

Series 3: 4.14

Number of Units Outstanding (000's):

Series 3: 754

Management Expense Ratio (MER):

Series 3: 2.58%

Portfolio Manager:

Desjardins Global Asset Management Inc.

Portfolio Turnover Rate (of the Underlying Fund):

160.00%

Minimum Deposit:

\$500

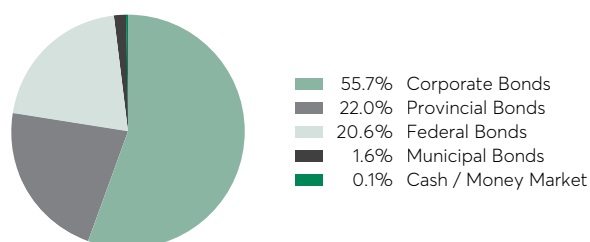
What does this fund invest in?

This fund invests in the DGIA Canadian Bond Fund. The Underlying Fund invests in Canadian government and corporate bonds.

Top ten investments of the Underlying Fund	
Government of Canada, 1.500%, May 1, 2024	4.9%
Government of Canada, 1.500%, June 1, 2031	3.2%
Government of Canada, 0.750%, February 1, 2024	3.1%
Scotiabank, 1.950%, January 10, 2025	2.0%
Toronto-Dominion Bank, 2.260%, January 7, 2027	1.7%
Canadian Imperial Bank of Commerce, 2.250%, January 7, 2027	1.7%
Asian Development Bank, 3.800%, September 12, 2025	1.6%
Province of Ontario, 1.350%, December 2, 2030	1.5%
Government of Canada, 1.500%, April 1, 2025	1.4%
Province of Ontario, 2.900%, December 2, 2046	1.4%
TOTAL	22.5%

TOTAL INVESTMENTS: 422

Investment Allocation as at December 31, 2022



How has the fund performed?

This section tells you how the fund has performed for a contract Owner who chose Series 3. Returns are after the MER has been deducted.

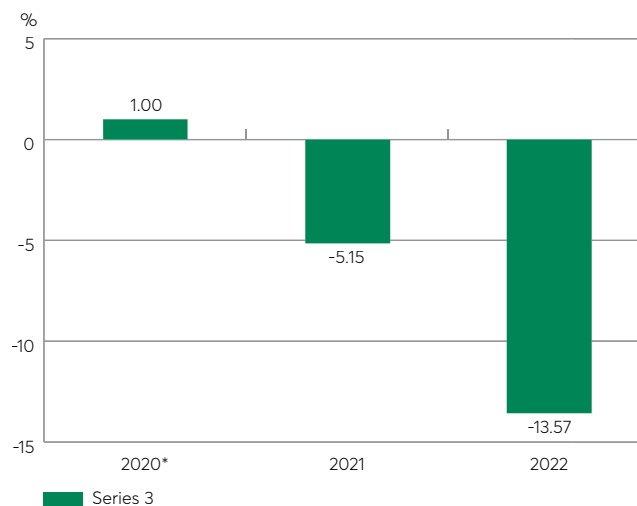
It's important to note that this doesn't tell you how the fund will perform in the future. Also, your actual return will depend on your personal tax situation.

Average return

A contract Owner who deposited \$1,000 in the fund on November 16, 2020 and chose Series 3 now has \$828. This works out to an average of -8.5% a year.

Year-by-year returns

This chart shows how the fund has performed in each of the past 3 years for a contract Owner who chose Series 3. Since November 16, 2020, the fund went up in value 1 year and down in value 2 years of the 3.



*Return is for a partial year from date first offered for sale.

DFS GIF – CANADIAN BOND

How risky is it?

The value of your deposit can go down.

Low	Low to moderate	Moderate	Moderate to high	High
-----	-----------------	----------	------------------	------

Are there any guarantees?

This fund is being offered under an insurance contract. It comes with guarantees that may protect a contract Owner's deposit if markets go down. The MER includes the insurance cost for the guarantees. For details, please refer to your contract and information folder.

Who is this fund for?

This fund may be right for a person seeking interest income and stability of capital.

How much does it cost?

The following tables show the fees and expenses you could pay to buy, own and withdraw Units of the fund.

Sales Charges and Withdrawal Fees

Fee Option	What you pay	How it works
Negotiable Fee Option	Up to 5% of the amount of your deposit	<ul style="list-style-type: none">You and your advisor decide on the rate.The initial sales charge is deducted from your deposit. It goes to your advisor and the distributor they do business with as a gross commission.There are no withdrawal fees.
Back End Load, 7 years*	If you withdraw within: 1 year of buying 5.0% 2 years of buying 4.5% 3 years of buying 4.0% 4 years of buying 3.5% 5 years of buying 3.0% 6 years of buying 2.0% 7 years of buying 1.0% After 7 years 0.0%	<ul style="list-style-type: none">When you make a deposit, Desjardins Financial Security pays a gross commission of 5.0%.Any back end load sales charge you pay goes to Desjardins Financial Security.The back end load sales charge is a set rate. It is deducted from the amount you withdraw.You can withdraw up to 12% of your Units each year without paying a sales charge.You can switch to Units of other funds under the insurance contract at any time, without paying a sales charge. The sales charge schedule will be based on the date you made your deposit.

* This fee option is no longer offered except for switches of Units that were under this fee option when it ceased to be offered, on November 25, 2022 at 4 p.m. (ET). For these Units, the withdrawal fees indicated above continue to apply until expiry of the withdrawal schedule from the dates of the deposits.

Ongoing Fund Fees

The MER includes the management fees, operating expenses and taxes of the fund as well as the insurance cost under your contract. You don't pay these expenses directly. They affect you because they reduce the return you get on your deposit. For more details about how the guarantees work, see the guarantees sections in your contract and information folder.

MER (annual rate as a % of the fund's value)
2.58%

DFS GIF – CANADIAN BOND

Trailing Commission

Desjardins Financial Security pays your advisor and the distributor they do business with a trailing commission for as long as you own Units of the fund. It is for the services and advice they provide to you. The trailing commission is paid out of the management fees. Its amount depends on the fee option you choose and on the market value of your Units associated with this fee option:

- Negotiable Fee Option – 1.00% of the market value of the Units attributed to this fee option each year.
- Back End Load, 7 years – 0.25% of the market value of the Units attributed to this fee option each year.

Other Fees

There are no other fees that apply to the Millennia III Plan.

What if I change my mind?

You can change your mind about your deposit but you may have as little as two days to do so. Please see the [cover](#) of this document for details. This page also contains details on how to get more information. This Fund Facts is not complete without that page.

DFS GIF – GLOBAL BALANCED – JARISLOWSKY FRASER

Financial Information as at December 31, 2022

Quick Facts

Inception Date:

Fund: November 17, 2003

Series 3: November 17, 2003

Total Value (000's):

Series 3: 5,027

Net Asset Value per Unit:

Series 3: 8.83

Number of Units Outstanding (000's):

Series 3: 570

Management Expense Ratio (MER):

Series 3: 3.39%

Portfolio Manager:

Jarislowsky, Fraser Limited

Portfolio Turnover Rate (of the Underlying Fund):

33.50%

Minimum Deposit:

\$500

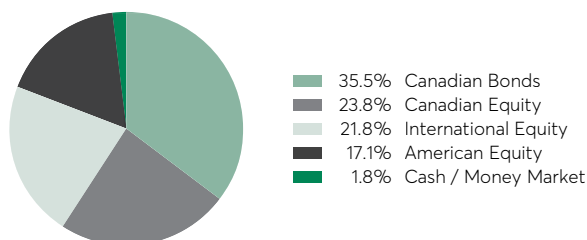
What does this fund invest in?

This fund invests in the Jarislowsky Fraser Global Balanced Fund. The Underlying Fund invests primarily in bonds (43.5%) and equities (56.5%) from around the world.

Top ten investments of the Underlying Fund	
Jarislowsky Fraser International Pooled Fund	18.2%
Jarislowsky Fraser Emerging Market Equity Fund	4.1%
Canadian National Railway Company	1.9%
Jarislowsky Fraser Special Equity Fund	1.7%
Microsoft Corporation	1.5%
Government of Canada, 4.000%, June 1, 2041	1.2%
Scotiabank	1.2%
Canada Housing Trust, 1.250%, June 15, 2026	1.2%
Canada Housing Trust, 2.550%, December 15, 2023	1.1%
Canada Housing Trust, 1.950%, December 15, 2025	1.1%
TOTAL	33.2%

TOTAL INVESTMENTS: 222

Investment Allocation as at December 31, 2022



How has the fund performed?

This section tells you how the fund has performed for a contract Owner who chose Series 3. Returns are after the MER has been deducted.

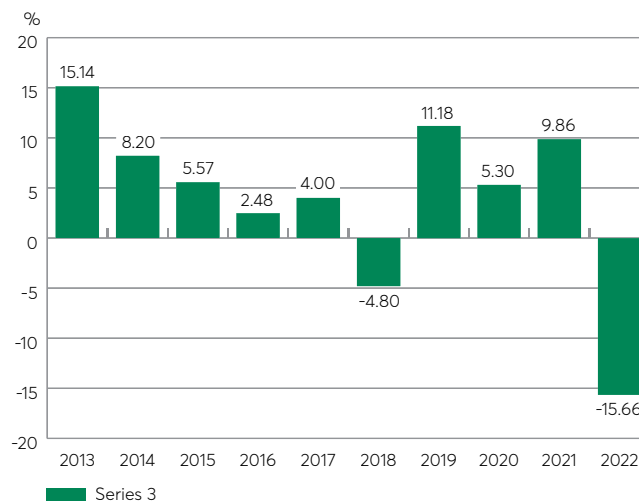
It's important to note that this doesn't tell you how the fund will perform in the future. Also, your actual return will depend on your personal tax situation.

Average return

A contract Owner who deposited \$1,000 in the fund on November 17, 2003 and chose Series 3 now has \$1,766. This works out to an average of 3.0% a year.

Year-by-year returns

This chart shows how the fund has performed in each of the past 10 years for a contract Owner who chose Series 3. Since 2013, the fund went up in value 8 years and down in value 2 years of the 10.



DFS GIF – GLOBAL BALANCED – JARISLOWSKY FRASER

How risky is it?

The value of your deposit can go down.

Low	Low to moderate	Moderate	Moderate to high	High
-----	------------------------	----------	------------------	------

Are there any guarantees?

This fund is being offered under an insurance contract. It comes with guarantees that may protect a contract Owner's deposit if markets go down. The MER includes the insurance cost for the guarantees. For details, please refer to your contract and information folder.

Who is this fund for?

This fund may be right for a person seeking interest income with stability of capital.

How much does it cost?

The following tables show the fees and expenses you could pay to buy, own and withdraw Units of the fund.

Sales Charges and Withdrawal Fees

Fee Option	What you pay	How it works																
Negotiable Fee Option	Up to 5% of the amount of your deposit	<ul style="list-style-type: none"> You and your advisor decide on the rate. The initial sales charge is deducted from your deposit. It goes to your advisor and the distributor they do business with as a gross commission. There are no withdrawal fees. 																
Back End Load, 7 years*	If you withdraw within: <table border="0"> <tr> <td>1 year of buying</td> <td>5.0%</td> </tr> <tr> <td>2 years of buying</td> <td>4.5%</td> </tr> <tr> <td>3 years of buying</td> <td>4.0%</td> </tr> <tr> <td>4 years of buying</td> <td>3.5%</td> </tr> <tr> <td>5 years of buying</td> <td>3.0%</td> </tr> <tr> <td>6 years of buying</td> <td>2.0%</td> </tr> <tr> <td>7 years of buying</td> <td>1.0%</td> </tr> <tr> <td>After 7 years</td> <td>0.0%</td> </tr> </table>	1 year of buying	5.0%	2 years of buying	4.5%	3 years of buying	4.0%	4 years of buying	3.5%	5 years of buying	3.0%	6 years of buying	2.0%	7 years of buying	1.0%	After 7 years	0.0%	<ul style="list-style-type: none"> When you make a deposit, Desjardins Financial Security pays a gross commission of 5.0%. Any back end load sales charge you pay goes to Desjardins Financial Security. The back end load sales charge is a set rate. It is deducted from the amount you withdraw. You can withdraw up to 12% of your Units each year without paying a sales charge. You can switch to Units of other funds under the insurance contract at any time, without paying a sales charge. The sales charge schedule will be based on the date you made your deposit.
1 year of buying	5.0%																	
2 years of buying	4.5%																	
3 years of buying	4.0%																	
4 years of buying	3.5%																	
5 years of buying	3.0%																	
6 years of buying	2.0%																	
7 years of buying	1.0%																	
After 7 years	0.0%																	

* This fee option is no longer offered except for switches of Units that were under this fee option when it ceased to be offered, on November 25, 2022 at 4 p.m. (ET). For these Units, the withdrawal fees indicated above continue to apply until expiry of the withdrawal schedule from the dates of the deposits.

Ongoing Fund Fees

The MER includes the management fees, operating expenses and taxes of the fund as well as the insurance cost under your contract. You don't pay these expenses directly. They affect you because they reduce the return you get on your deposit. For more details about how the guarantees work, see the guarantees sections in your contract and information folder.

MER (annual rate as a % of the fund's value)
3.39%

DFS GIF – GLOBAL BALANCED – JARISLOWSKY FRASER

Trailing Commission

Desjardins Financial Security pays your advisor and the distributor they do business with a trailing commission for as long as you own Units of the fund. It is for the services and advice they provide to you. The trailing commission is paid out of the management fees. Its amount depends on the fee option you choose and on the market value of your Units associated with this fee option:

- Negotiable Fee Option – 1.25% of the market value of the Units attributed to this fee option each year.
- Back End Load, 7 years – 0.50% of the market value of the Units attributed to this fee option each year.

Other Fees

There are no other fees that apply to the Millennia III Plan.

What if I change my mind?

You can change your mind about your deposit but you may have as little as two days to do so. Please see the [cover](#) of this document for details. This page also contains details on how to get more information. This Fund Facts is not complete without that page.

DFS GIF – CANADIAN BALANCED – FIERA CAPITAL

Financial Information as at **December 31, 2022**

Quick Facts

Inception Date:

Fund: November 20, 1995

Series 3: December 14, 1998

Total Value (000's):

Series 3: 10,353

Net Asset Value per Unit:

Series 3: 14.23

Number of Units Outstanding (000's):

Series 3: 728

Management Expense Ratio (MER):

Series 3: 3.19%

Portfolio Manager:

Fiera Capital Corporation

Portfolio Turnover Rate:

47.63%

Minimum Deposit:

\$500

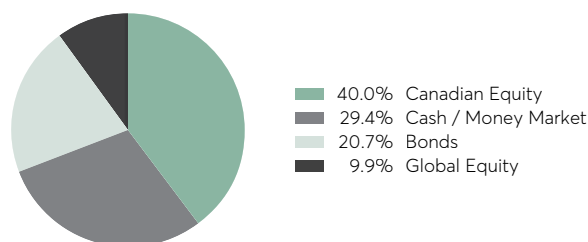
What does this fund invest in?

This fund invests primarily in Canadian bonds and treasury bills (40%), Canadian equities (40%), as well as world equities (20%).

Top ten investments	
Canada Treasury Bills, 3.584%, January 19, 2023	15.5%
Fiera Capital Global Equity Fund	9.9%
Fiera Capital Active Short Term Canadian Municipal Bond	5.2%
New Brunswick Treasury Bills, 0.858%, November 16, 2023	4.4%
Province of Saskatchewan, Notes, 0.812%, February 7, 2023	2.8%
Canadian Pacific Railway	2.2%
Constellation Software	2.1%
Intact Financial Corporation	2.0%
Thomson Reuters Corporation	2.0%
CGI Group	2.0%
TOTAL	48.1%

TOTAL INVESTMENTS: 184

Investment Allocation as at December 31, 2022



How has the fund performed?

This section tells you how the fund has performed for a contract Owner who chose Series 3. Returns are after the MER has been deducted.

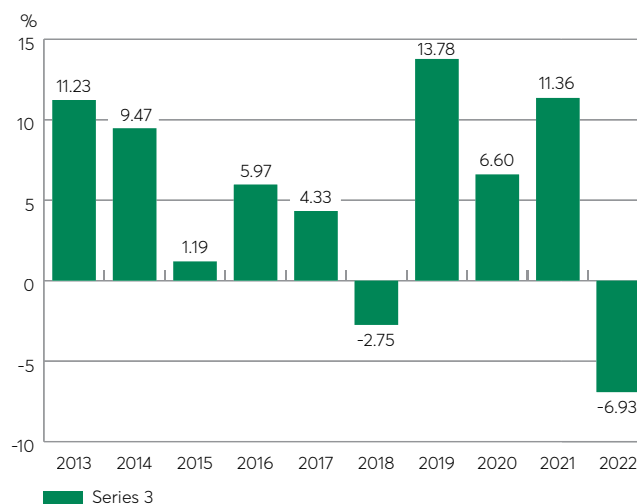
It's important to note that this doesn't tell you how the fund will perform in the future. Also, your actual return will depend on your personal tax situation.

Average return

A contract Owner who deposited \$1,000 in the fund on December 14, 1998 and chose Series 3 now has \$2,259. This works out to an average of 3.4% a year.

Year-by-year returns

This chart shows how the fund has performed in each of the past 10 years for a contract Owner who chose Series 3. Since 2013, the fund went up in value 8 years and down in value 2 years of the 10.



DFS GIF – CANADIAN BALANCED – FIERA CAPITAL

How risky is it?

The value of your deposit can go down.

Low	Low to moderate	Moderate	Moderate to high	High
-----	------------------------	----------	------------------	------

Are there any guarantees?

This fund is being offered under an insurance contract. It comes with guarantees that may protect a contract Owner's deposit if markets go down. The MER includes the insurance cost for the guarantees. For details, please refer to your contract and information folder.

Who is this fund for?

This fund may be right for a person seeking conservative capital growth and interest income.

How much does it cost?

The following tables show the fees and expenses you could pay to buy, own and withdraw Units of the fund.

Sales Charges and Withdrawal Fees

Fee Option	What you pay	How it works																
Negotiable Fee Option	Up to 5% of the amount of your deposit	<ul style="list-style-type: none"> You and your advisor decide on the rate. The initial sales charge is deducted from your deposit. It goes to your advisor and the distributor they do business with as a gross commission. There are no withdrawal fees. 																
Back End Load, 7 years*	If you withdraw within: <table border="0"> <tr> <td>1 year of buying</td> <td>5.0%</td> </tr> <tr> <td>2 years of buying</td> <td>4.5%</td> </tr> <tr> <td>3 years of buying</td> <td>4.0%</td> </tr> <tr> <td>4 years of buying</td> <td>3.5%</td> </tr> <tr> <td>5 years of buying</td> <td>3.0%</td> </tr> <tr> <td>6 years of buying</td> <td>2.0%</td> </tr> <tr> <td>7 years of buying</td> <td>1.0%</td> </tr> <tr> <td>After 7 years</td> <td>0.0%</td> </tr> </table>	1 year of buying	5.0%	2 years of buying	4.5%	3 years of buying	4.0%	4 years of buying	3.5%	5 years of buying	3.0%	6 years of buying	2.0%	7 years of buying	1.0%	After 7 years	0.0%	<ul style="list-style-type: none"> When you make a deposit, Desjardins Financial Security pays a gross commission of 5.0%. Any back end load sales charge you pay goes to Desjardins Financial Security. The back end load sales charge is a set rate. It is deducted from the amount you withdraw. You can withdraw up to 12% of your Units each year without paying a sales charge. You can switch to Units of other funds under the insurance contract at any time, without paying a sales charge. The sales charge schedule will be based on the date you made your deposit.
1 year of buying	5.0%																	
2 years of buying	4.5%																	
3 years of buying	4.0%																	
4 years of buying	3.5%																	
5 years of buying	3.0%																	
6 years of buying	2.0%																	
7 years of buying	1.0%																	
After 7 years	0.0%																	

* This fee option is no longer offered except for switches of Units that were under this fee option when it ceased to be offered, on November 25, 2022 at 4 p.m. (ET). For these Units, the withdrawal fees indicated above continue to apply until expiry of the withdrawal schedule from the dates of the deposits.

Ongoing Fund Fees

The MER includes the management fees, operating expenses and taxes of the fund as well as the insurance cost under your contract. You don't pay these expenses directly. They affect you because they reduce the return you get on your deposit. For more details about how the guarantees work, see the guarantees sections in your contract and information folder.

MER (annual rate as a % of the fund's value)
3.19%

DFS GIF – CANADIAN BALANCED – FIERA CAPITAL

Trailing Commission

Desjardins Financial Security pays your advisor and the distributor they do business with a trailing commission for as long as you own Units of the fund. It is for the services and advice they provide to you. The trailing commission is paid out of the management fees. Its amount depends on the fee option you choose and on the market value of your Units associated with this fee option:

- Negotiable Fee Option – 1.25% of the market value of the Units attributed to this fee option each year.
- Back End Load, 7 years – 0.50% of the market value of the Units attributed to this fee option each year.

Other Fees

There are no other fees that apply to the Millennia III Plan.

What if I change my mind?

You can change your mind about your deposit but you may have as little as two days to do so. Please see the [cover](#) of this document for details. This page also contains details on how to get more information. This Fund Facts is not complete without that page.

DFS GIF – DIVIDEND INCOME – DESJARDINS

Financial Information as at **December 31, 2022**

Quick Facts

Inception Date:

Fund: September 23, 2019

Series 3: September 23, 2019

Total Value (000's):

Series 3: 16,455

Net Asset Value per Unit:

Series 3: 5.37

Number of Units Outstanding (000's):

Series 3: 3,062

Management Expense Ratio (MER):

Series 3: 3.10%

Portfolio Manager:

Desjardins Global Asset Management Inc.

Portfolio Turnover Rate (of the Underlying Fund):

74.55%

Minimum Deposit:

\$500

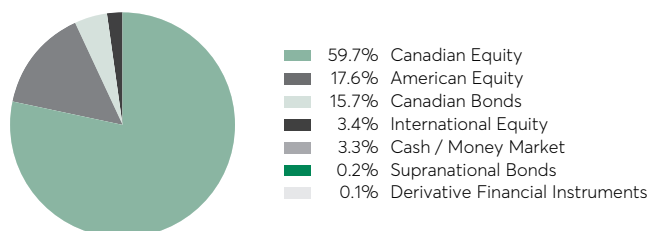
What does this fund invest in?

This fund invests in the Desjardins Dividend Income Fund. The Underlying Fund invests in income-producing securities which may include, but are not limited to, dividend paying equity securities, government and corporate bonds, income trusts and other securities primarily of Canadian issuers.

Top ten investments of the Underlying Fund	
Royal Bank of Canada	5.4%
Toronto-Dominion Bank	4.9%
Enbridge	3.4%
Canadian Pacific Railway	3.3%
Canadian Natural Resources	2.3%
Microsoft Corporation	2.0%
Oracle Corporation	2.0%
Abbott Laboratories	1.9%
Nutrien	1.9%
Rogers Communications	1.8%
TOTAL	28.9%

TOTAL INVESTMENTS: 391

Investment Allocation as at December 31, 2022



How has the fund performed?

This section tells you how the fund has performed for a contract Owner who chose Series 3. Returns are after the MER has been deducted.

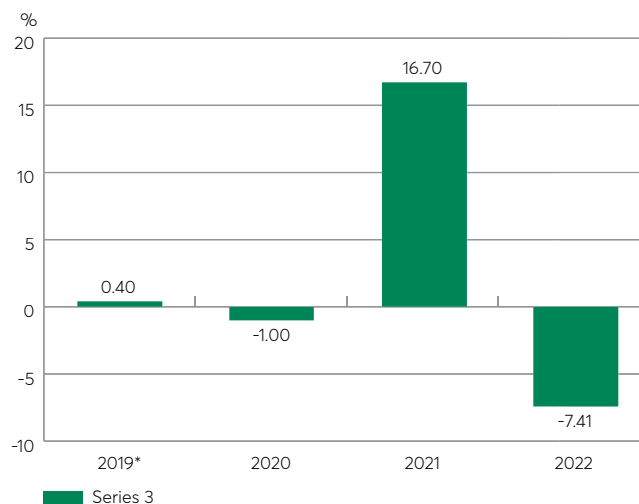
It's important to note that this doesn't tell you how the fund will perform in the future. Also, your actual return will depend on your personal tax situation.

Average return

A contract Owner who deposited \$1,000 in the fund on September 23, 2019 and chose Series 3 now has \$1,074. This works out to an average of 2.2% a year.

Year-by-year returns

This chart shows how the fund has performed in each of the past 4 years for a contract Owner who chose Series 3. Since September 23, 2019, the fund went up in value 2 years and down in value 2 years of the 4.



* Return is for a partial year from date first offered for sale.

DFS GIF – DIVIDEND INCOME – DESJARDINS

How risky is it?

The value of your deposit can go down.

Low	Low to moderate	Moderate	Moderate to high	High
-----	------------------------	----------	------------------	------

Are there any guarantees?

This fund is being offered under an insurance contract. It comes with guarantees that may protect a contract Owner's deposit if markets go down. The MER includes the insurance cost for the guarantees. For details, please refer to your contract and information folder.

Who is this fund for?

This fund may be right for a person seeking income from dividends and capital growth.

How much does it cost?

The following tables show the fees and expenses you could pay to buy, own and withdraw Units of the fund.

Sales Charges and Withdrawal Fees

Fee Option	What you pay	How it works																
Negotiable Fee Option	Up to 5% of the amount of your deposit	<ul style="list-style-type: none"> You and your advisor decide on the rate. The initial sales charge is deducted from your deposit. It goes to your advisor and the distributor they do business with as a gross commission. There are no withdrawal fees. 																
Back End Load, 7 years*	If you withdraw within: <table border="0"> <tr> <td>1 year of buying</td> <td>5.0%</td> </tr> <tr> <td>2 years of buying</td> <td>4.5%</td> </tr> <tr> <td>3 years of buying</td> <td>4.0%</td> </tr> <tr> <td>4 years of buying</td> <td>3.5%</td> </tr> <tr> <td>5 years of buying</td> <td>3.0%</td> </tr> <tr> <td>6 years of buying</td> <td>2.0%</td> </tr> <tr> <td>7 years of buying</td> <td>1.0%</td> </tr> <tr> <td>After 7 years</td> <td>0.0%</td> </tr> </table>	1 year of buying	5.0%	2 years of buying	4.5%	3 years of buying	4.0%	4 years of buying	3.5%	5 years of buying	3.0%	6 years of buying	2.0%	7 years of buying	1.0%	After 7 years	0.0%	<ul style="list-style-type: none"> When you make a deposit, Desjardins Financial Security pays a gross commission of 5.0%. Any back end load sales charge you pay goes to Desjardins Financial Security. The back end load sales charge is a set rate. It is deducted from the amount you withdraw. You can withdraw up to 12% of your Units each year without paying a sales charge. You can switch to Units of other funds under the insurance contract at any time, without paying a sales charge. The sales charge schedule will be based on the date you made your deposit.
1 year of buying	5.0%																	
2 years of buying	4.5%																	
3 years of buying	4.0%																	
4 years of buying	3.5%																	
5 years of buying	3.0%																	
6 years of buying	2.0%																	
7 years of buying	1.0%																	
After 7 years	0.0%																	

* This fee option is no longer offered except for switches of Units that were under this fee option when it ceased to be offered, on November 25, 2022 at 4 p.m. (ET). For these Units, the withdrawal fees indicated above continue to apply until expiry of the withdrawal schedule from the dates of the deposits.

Ongoing Fund Fees

The MER includes the management fees, operating expenses and taxes of the fund as well as the insurance cost under your contract. You don't pay these expenses directly. They affect you because they reduce the return you get on your deposit. For more details about how the guarantees work, see the guarantees sections in your contract and information folder.

MER (annual rate as a % of the fund's value)
3.10%

DFS GIF – DIVIDEND INCOME – DESJARDINS

Trailing Commission

Desjardins Financial Security pays your advisor and the distributor they do business with a trailing commission for as long as you own Units of the fund. It is for the services and advice they provide to you. The trailing commission is paid out of the management fees. Its amount depends on the fee option you choose and on the market value of your Units associated with this fee option:

- Negotiable Fee Option – 1.00% of the market value of the Units attributed to this fee option each year.
- Back End Load, 7 years – 0.40% of the market value of the Units attributed to this fee option each year.

Other Fees

There are no other fees that apply to the Millennia III Plan.

What if I change my mind?

You can change your mind about your deposit but you may have as little as two days to do so. Please see the [cover](#) of this document for details. This page also contains details on how to get more information. This Fund Facts is not complete without that page.

DFS GIF – CANADIAN EQUITY – DESJARDINS

Financial Information as at **December 31, 2022**

Quick Facts

Inception Date:

Fund: November 16, 2020

Series 3: November 16, 2020

Total Value (000's):

Series 3: 87

Net Asset Value per Unit:

Series 3: 5.39

Number of Units Outstanding (000's):

Series 3: 16

Management Expense Ratio (MER):

Series 3: 3.51%

Portfolio Manager:

Desjardins Global Asset Management Inc.

Portfolio Turnover Rate (of the Underlying Fund):

210.82%

Minimum Deposit:

\$500

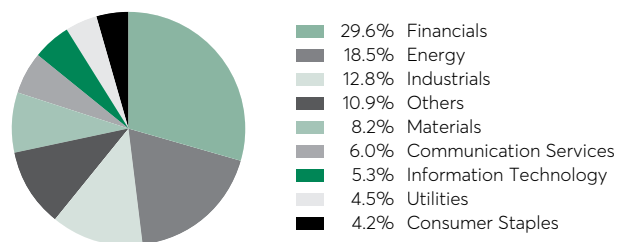
What does this fund invest in?

This fund invests in the Desjardins Canadian Equity Fund. The Underlying Fund invests primarily in equity securities of large-cap Canadian corporations.

Top ten investments of the Underlying Fund	
Royal Bank of Canada	6.0%
Toronto-Dominion Bank	5.8%
Enbridge	4.1%
Canadian Pacific Railway	4.0%
Canadian Natural Resources	3.9%
Bank of Montreal	3.7%
Suncor Energy	3.5%
Rogers Communications	2.9%
Constellation Software	2.8%
TC Energy	2.7%
TOTAL	39.4%

TOTAL INVESTMENTS: 65

Investment Allocation as at December 31, 2022



How has the fund performed?

This section tells you how the fund has performed for a contract Owner who chose Series 3. Returns are after the MER has been deducted.

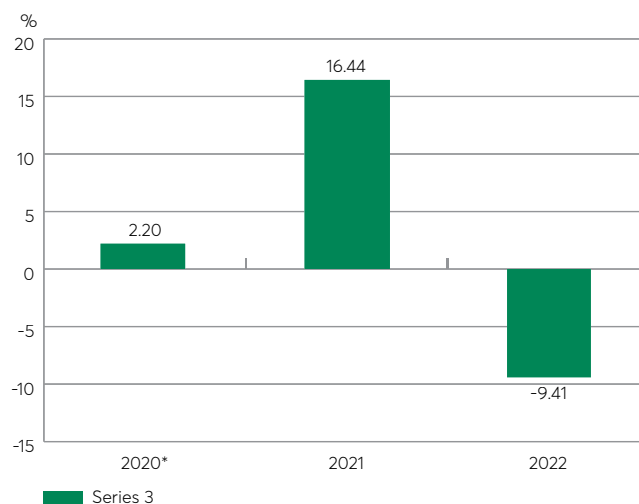
It's important to note that this doesn't tell you how the fund will perform in the future. Also, your actual return will depend on your personal tax situation.

Average return

A contract Owner who deposited \$1,000 in the fund on November 16, 2020 and chose Series 3 now has \$1,078. This works out to an average of 3.6% a year.

Year-by-year returns

This chart shows how the fund has performed in each of the past 3 years for a contract Owner who chose Series 3. Since November 16, 2020, the fund went up in value 2 years and down in value 1 year of the 3.



* Return is for a partial year from date first offered for sale.

DFS GIF – CANADIAN EQUITY – DESJARDINS

How risky is it?

The value of your deposit can go down.

Low	Low to moderate	Moderate	Moderate to high	High
-----	-----------------	----------	------------------	------

Are there any guarantees?

This fund is being offered under an insurance contract. It comes with guarantees that may protect a contract Owner's deposit if markets go down. The MER includes the insurance cost for the guarantees. For details, please refer to your contract and information folder.

Who is this fund for?

This fund may be right for a person seeking for a long-term capital appreciation by investing in a Canadian equity core fund.

How much does it cost?

The following tables show the fees and expenses you could pay to buy, own and withdraw Units of the fund.

Sales Charges and Withdrawal Fees

Fee Option	What you pay	How it works																
Negotiable Fee Option	Up to 5% of the amount of your deposit	<ul style="list-style-type: none"> You and your advisor decide on the rate. The initial sales charge is deducted from your deposit. It goes to your advisor and the distributor they do business with as a gross commission. There are no withdrawal fees. 																
Back End Load, 7 years*	If you withdraw within: <table border="0" style="margin-left: 20px;"> <tr> <td>1 year of buying</td> <td>5.0%</td> </tr> <tr> <td>2 years of buying</td> <td>4.5%</td> </tr> <tr> <td>3 years of buying</td> <td>4.0%</td> </tr> <tr> <td>4 years of buying</td> <td>3.5%</td> </tr> <tr> <td>5 years of buying</td> <td>3.0%</td> </tr> <tr> <td>6 years of buying</td> <td>2.0%</td> </tr> <tr> <td>7 years of buying</td> <td>1.0%</td> </tr> <tr> <td>After 7 years</td> <td>0.0%</td> </tr> </table>	1 year of buying	5.0%	2 years of buying	4.5%	3 years of buying	4.0%	4 years of buying	3.5%	5 years of buying	3.0%	6 years of buying	2.0%	7 years of buying	1.0%	After 7 years	0.0%	<ul style="list-style-type: none"> When you make a deposit, Desjardins Financial Security pays a gross commission of 5.0%. Any back end load sales charge you pay goes to Desjardins Financial Security. The back end load sales charge is a set rate. It is deducted from the amount you withdraw. You can withdraw up to 12% of your Units each year without paying a sales charge. You can switch to Units of other funds under the insurance contract at any time, without paying a sales charge. The sales charge schedule will be based on the date you made your deposit.
1 year of buying	5.0%																	
2 years of buying	4.5%																	
3 years of buying	4.0%																	
4 years of buying	3.5%																	
5 years of buying	3.0%																	
6 years of buying	2.0%																	
7 years of buying	1.0%																	
After 7 years	0.0%																	

* This fee option is no longer offered except for switches of Units that were under this fee option when it ceased to be offered, on November 25, 2022 at 4 p.m. (ET). For these Units, the withdrawal fees indicated above continue to apply until expiry of the withdrawal schedule from the dates of the deposits.

Ongoing Fund Fees

The MER includes the management fees, operating expenses and taxes of the fund as well as the insurance cost under your contract. You don't pay these expenses directly. They affect you because they reduce the return you get on your deposit. For more details about how the guarantees work, see the guarantees sections in your contract and information folder.

MER (annual rate as a % of the fund's value)
3.51%

DFS GIF – CANADIAN EQUITY – DESJARDINS

Trailing Commission

Desjardins Financial Security pays your advisor and the distributor they do business with a trailing commission for as long as you own Units of the fund. It is for the services and advice they provide to you. The trailing commission is paid out of the management fees. Its amount depends on the fee option you choose and on the market value of your Units associated with this fee option:

- Negotiable Fee Option – 1.25% of the market value of the Units attributed to this fee option each year.
- Back End Load, 7 years – 0.50% of the market value of the Units attributed to this fee option each year.

Other Fees

There are no other fees that apply to the Millennia III Plan.

What if I change my mind?

You can change your mind about your deposit but you may have as little as two days to do so. Please see the [cover](#) of this document for details. This page also contains details on how to get more information. This Fund Facts is not complete without that page.

DFS GIF – CANADIAN EQUITY – FRANKLIN BISSETT

Financial Information as at **December 31, 2022**

*** This fund is not available for new deposits or fund switches**

Quick Facts

Inception Date:

Fund: April 17, 2000
Series 3: April 17, 2000

Total Value (000's):

Series 3: 13,157

Net Asset Value per Unit:

Series 3: 15.93

Number of Units Outstanding (000's):

Series 3: 826

Management Expense Ratio (MER):

Series 3: 3.59%

Portfolio Manager:

Franklin Bissett Investment Management

Portfolio Turnover Rate (of the Underlying Fund):

14.45%

Minimum Deposit:

\$500

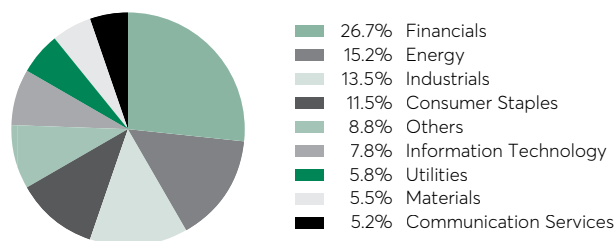
What does this fund invest in?

This fund invests in the Franklin Bissett Canadian Equity Fund. The Underlying Fund invests primarily in equity from medium and large Canadian companies.

Top ten investments of the Underlying Fund	
Toronto-Dominion Bank	5.6%
Royal Bank of Canada	5.4%
Brookfield Corporation	5.1%
Canadian National Railway Company	4.4%
Alimentation Couche-Tard	4.3%
Agnico Eagle Mines	4.2%
Scotiabank	4.1%
Canadian Pacific Railway	3.5%
Metro	3.2%
Fortis	3.1%
TOTAL	42.8%

TOTAL INVESTMENTS: 43

Investment Allocation as at December 31, 2022



How has the fund performed?

This section tells you how the fund has performed for a contract Owner who chose Series 3. Returns are after the MER has been deducted.

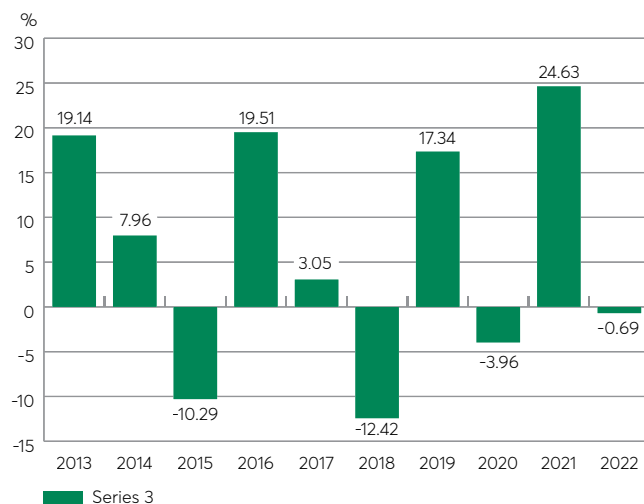
It's important to note that this doesn't tell you how the fund will perform in the future. Also, your actual return will depend on your personal tax situation.

Average return

A contract Owner who deposited \$1,000 in the fund on April 17, 2000 and chose Series 3 now has \$3,186. This works out to an average of 5.2% a year.

Year-by-year returns

This chart shows how the fund has performed in each of the past 10 years for a contract Owner who chose Series 3. Since 2013, the fund went up in value 6 years and down in value 4 years of the 10.



DFS GIF – CANADIAN EQUITY – FRANKLIN BISSETT

How risky is it?

The value of your deposit can go down.

Low	Low to moderate	Moderate	Moderate to high	High
-----	-----------------	----------	------------------	------

Are there any guarantees?

This fund is being offered under an insurance contract. It comes with guarantees that may protect a contract Owner's deposit if markets go down. The MER includes the insurance cost for the guarantees. For details, please refer to your contract and information folder.

Who is this fund for?

This fund may be right for a person seeking long-term capital growth. Since the fund invests in equities, changes in market conditions can cause its market value to increase or decrease in a short period of time.

How much does it cost?

The following tables show the fees and expenses you could pay to buy, own and withdraw Units of the fund.

Sales Charges and Withdrawal Fees

Fee Option	What you pay	How it works																
Negotiable Fee Option	Up to 5% of the amount of your deposit	<ul style="list-style-type: none"> You and your advisor decide on the rate. The initial sales charge is deducted from your deposit. It goes to your advisor and the distributor they do business with as a gross commission. There are no withdrawal fees. 																
Back End Load, 7 years*	If you withdraw within: <table border="0" style="margin-left: 20px;"> <tr> <td>1 year of buying</td> <td>5.0%</td> </tr> <tr> <td>2 years of buying</td> <td>4.5%</td> </tr> <tr> <td>3 years of buying</td> <td>4.0%</td> </tr> <tr> <td>4 years of buying</td> <td>3.5%</td> </tr> <tr> <td>5 years of buying</td> <td>3.0%</td> </tr> <tr> <td>6 years of buying</td> <td>2.0%</td> </tr> <tr> <td>7 years of buying</td> <td>1.0%</td> </tr> <tr> <td>After 7 years</td> <td>0.0%</td> </tr> </table>	1 year of buying	5.0%	2 years of buying	4.5%	3 years of buying	4.0%	4 years of buying	3.5%	5 years of buying	3.0%	6 years of buying	2.0%	7 years of buying	1.0%	After 7 years	0.0%	<ul style="list-style-type: none"> When you make a deposit, Desjardins Financial Security pays a gross commission of 5.0%. Any back end load sales charge you pay goes to Desjardins Financial Security. The back end load sales charge is a set rate. It is deducted from the amount you withdraw. You can withdraw up to 12% of your Units each year without paying a sales charge. You can switch to Units of other funds under the insurance contract at any time, without paying a sales charge. The sales charge schedule will be based on the date you made your deposit.
1 year of buying	5.0%																	
2 years of buying	4.5%																	
3 years of buying	4.0%																	
4 years of buying	3.5%																	
5 years of buying	3.0%																	
6 years of buying	2.0%																	
7 years of buying	1.0%																	
After 7 years	0.0%																	

* This fee option is no longer offered except for switches of Units that were under this fee option when it ceased to be offered, on November 25, 2022 at 4 p.m. (ET). For these Units, the withdrawal fees indicated above continue to apply until expiry of the withdrawal schedule from the dates of the deposits.

Ongoing Fund Fees

The MER includes the management fees, operating expenses and taxes of the fund as well as the insurance cost under your contract. You don't pay these expenses directly. They affect you because they reduce the return you get on your deposit. For more details about how the guarantees work, see the guarantees sections in your contract and information folder.

MER (annual rate as a % of the fund's value)
3.59%

DFS GIF – CANADIAN EQUITY – FRANKLIN BISSETT

Trailing Commission

Desjardins Financial Security pays your advisor and the distributor they do business with a trailing commission for as long as you own Units of the fund. It is for the services and advice they provide to you. The trailing commission is paid out of the management fees. Its amount depends on the fee option you choose and on the market value of your Units associated with this fee option:

- Negotiable Fee Option – 1.25% of the market value of the Units attributed to this fee option each year.
- Back End Load, 7 years – 0.50% of the market value of the Units attributed to this fee option each year.

Other Fees

There are no other fees that apply to the Millennia III Plan.

What if I change my mind?

You can change your mind about your deposit but you may have as little as two days to do so. Please see the [cover](#) of this document for details. This page also contains details on how to get more information. This Fund Facts is not complete without that page.

DFS GIF – CANADIAN SMALL CAP EQUITY – NEI

Financial Information as at December 31, 2022

*** This fund is not available for new deposits or fund switches**

Quick Facts

Inception Date:

Fund: December 11, 2006
Series 3: December 11, 2006

Total Value (000's):

Series 3: 1,253

Net Asset Value per Unit:

Series 3: 6.24

Number of Units Outstanding (000's):

Series 3: 201

Management Expense Ratio (MER):

Series 3: 3.86%

Portfolio Manager:

Northwest & Ethical Investments L.P.

Portfolio Sub-Advisor:

Laurus Investment Counsel Inc.

Portfolio Turnover Rate (of the Underlying Fund):

29.42%

Minimum Deposit:

\$500

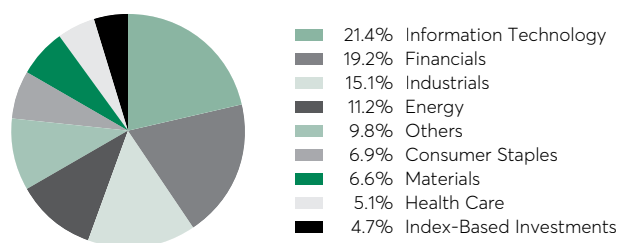
What does this fund invest in?

This fund invests in the NEI Canadian Small Cap Equity Fund. The Underlying Fund invests primarily in equity from small Canadian companies.

Top ten investments of the Underlying Fund	
Guardian Capital Group	6.5%
Canadian Western Bank	5.2%
Kinaxis	5.0%
Equitable Group	5.0%
Premium Brands Holdings	4.9%
Magnet Forensics	4.6%
Cogeco	4.3%
ATS	4.0%
Headwater Exploration	3.9%
Stella-Jones	3.7%
TOTAL	47.1%

TOTAL INVESTMENTS: 31

Investment Allocation as at December 31, 2022



How has the fund performed?

This section tells you how the fund has performed for a contract Owner who chose Series 3. Returns are after the MER has been deducted.

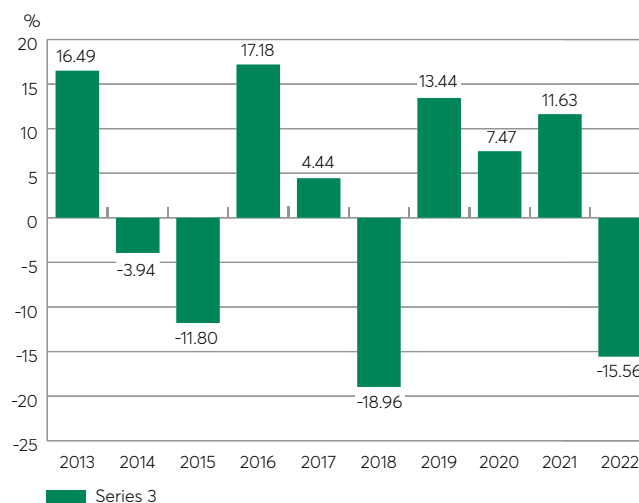
It's important to note that this doesn't tell you how the fund will perform in the future. Also, your actual return will depend on your personal tax situation.

Average return

A contract Owner who deposited \$1,000 in the fund on December 11, 2006 and chose Series 3 now has \$1,248. This works out to an average of 1.4% a year.

Year-by-year returns

This chart shows how the fund has performed in each of the past 10 years for a contract Owner who chose Series 3. Since 2013, the fund went up in value 6 years and down in value 4 years of the 10.



DFS GIF – CANADIAN SMALL CAP EQUITY – NEI

How risky is it?

The value of your deposit can go down.

Low	Low to moderate	Moderate	Moderate to high	High
-----	-----------------	----------	-------------------------	------

Are there any guarantees?

This fund is being offered under an insurance contract. It comes with guarantees that may protect a contract Owner's deposit if markets go down. The MER includes the insurance cost for the guarantees. For details, please refer to your contract and information folder.

Who is this fund for?

This fund may be right for a person seeking long-term capital growth but can tolerate high variations in value.

How much does it cost?

The following tables show the fees and expenses you could pay to buy, own and withdraw Units of the fund.

Sales Charges and Withdrawal Fees

Fee Option	What you pay	How it works																
Negotiable Fee Option	Up to 5% of the amount of your deposit	<ul style="list-style-type: none"> You and your advisor decide on the rate. The initial sales charge is deducted from your deposit. It goes to your advisor and the distributor they do business with as a gross commission. There are no withdrawal fees. 																
Back End Load, 7 years*	If you withdraw within: <table border="0"> <tr> <td>1 year of buying</td> <td>5.0%</td> </tr> <tr> <td>2 years of buying</td> <td>4.5%</td> </tr> <tr> <td>3 years of buying</td> <td>4.0%</td> </tr> <tr> <td>4 years of buying</td> <td>3.5%</td> </tr> <tr> <td>5 years of buying</td> <td>3.0%</td> </tr> <tr> <td>6 years of buying</td> <td>2.0%</td> </tr> <tr> <td>7 years of buying</td> <td>1.0%</td> </tr> <tr> <td>After 7 years</td> <td>0.0%</td> </tr> </table>	1 year of buying	5.0%	2 years of buying	4.5%	3 years of buying	4.0%	4 years of buying	3.5%	5 years of buying	3.0%	6 years of buying	2.0%	7 years of buying	1.0%	After 7 years	0.0%	<ul style="list-style-type: none"> When you make a deposit, Desjardins Financial Security pays a gross commission of 5.0%. Any back end load sales charge you pay goes to Desjardins Financial Security. The back end load sales charge is a set rate. It is deducted from the amount you withdraw. You can withdraw up to 12% of your Units each year without paying a sales charge. You can switch to Units of other funds under the insurance contract at any time, without paying a sales charge. The sales charge schedule will be based on the date you made your deposit.
1 year of buying	5.0%																	
2 years of buying	4.5%																	
3 years of buying	4.0%																	
4 years of buying	3.5%																	
5 years of buying	3.0%																	
6 years of buying	2.0%																	
7 years of buying	1.0%																	
After 7 years	0.0%																	

* This fee option is no longer offered except for switches of Units that were under this fee option when it ceased to be offered, on November 25, 2022 at 4 p.m. (ET). For these Units, the withdrawal fees indicated above continue to apply until expiry of the withdrawal schedule from the dates of the deposits.

Ongoing Fund Fees

The MER includes the management fees, operating expenses and taxes of the fund as well as the insurance cost under your contract. You don't pay these expenses directly. They affect you because they reduce the return you get on your deposit. For more details about how the guarantees work, see the guarantees sections in your contract and information folder.

MER (annual rate as a % of the fund's value)
3.86%

DFS GIF – CANADIAN SMALL CAP EQUITY – NEI

Trailing Commission

Desjardins Financial Security pays your advisor and the distributor they do business with a trailing commission for as long as you own Units of the fund. It is for the services and advice they provide to you. The trailing commission is paid out of the management fees. Its amount depends on the fee option you choose and on the market value of your Units associated with this fee option:

- Negotiable Fee Option – 1.25% of the market value of the Units attributed to this fee option each year.
- Back End Load, 7 years – 0.50% of the market value of the Units attributed to this fee option each year.

Other Fees

There are no other fees that apply to the Millennia III Plan.

What if I change my mind?

You can change your mind about your deposit but you may have as little as two days to do so. Please see the [cover](#) of this document for details. This page also contains details on how to get more information. This Fund Facts is not complete without that page.

DFS GIF – SMALL CAP – FRANKLIN BISSETT

Financial Information as at December 31, 2022

*** This fund is not available for new deposits or fund switches**

Quick Facts

Inception Date:

Fund: April 17, 2000
Series 3: April 17, 2000

Total Value (000's):

Series 3: 2,029

Net Asset Value per Unit:

Series 3: 13.01

Number of Units Outstanding (000's):

Series 3: 156

Management Expense Ratio (MER):

Series 3: 3.78%

Portfolio Manager:

Franklin Bissett Investment Management

Portfolio Turnover Rate (of the Underlying Fund):

17.45%

Minimum Deposit:

\$500

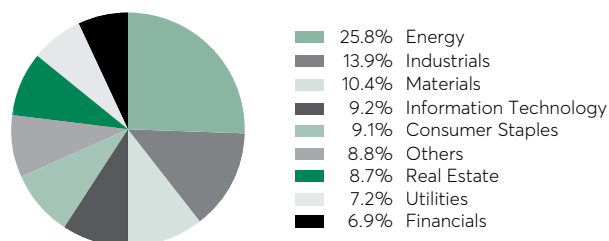
What does this fund invest in?

This fund invests in the Franklin Bissett Small Cap Fund. The Underlying Fund invests primarily in equity from small and medium Canadian companies.

Top ten investments of the Underlying Fund	
Headwater Exploration	4.1%
WhiteCap Resources	3.4%
Kelt Exploration	3.2%
Topaz Energy	3.0%
DRI Healthcare Trust	2.8%
PHX Energy Services	2.8%
Atco	2.6%
Boyd Group Services	2.6%
Jamieson Wellness	2.5%
Equitable Group	2.5%
TOTAL	29.5%

TOTAL INVESTMENTS: 49

Investment Allocation as at December 31, 2022



How has the fund performed?

This section tells you how the fund has performed for a contract Owner who chose Series 3. Returns are after the MER has been deducted.

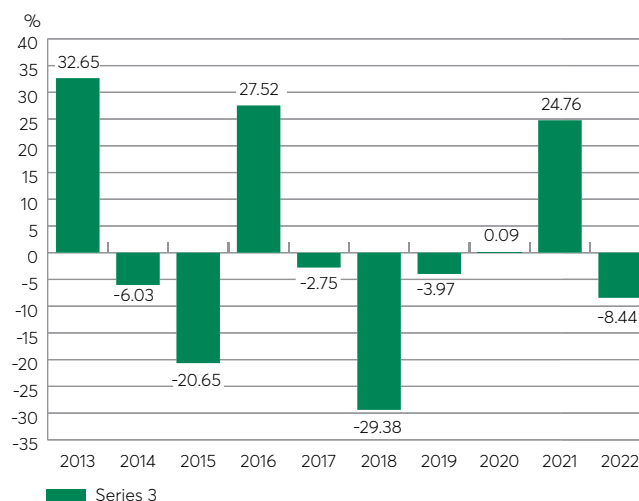
It's important to note that this doesn't tell you how the fund will perform in the future. Also, your actual return will depend on your personal tax situation.

Average return

A contract Owner who deposited \$1,000 in the fund on April 17, 2000 and chose Series 3 now has \$2,602. This works out to an average of 4.3% a year.

Year-by-year returns

This chart shows how the fund has performed in each of the past 10 years for a contract Owner who chose Series 3. Since 2013, the fund went up in value 4 years and down in value 6 years of the 10.



DFS GIF – SMALL CAP – FRANKLIN BISSETT

How risky is it?

The value of your deposit can go down.

Low	Low to moderate	Moderate	Moderate to high	High
-----	-----------------	----------	-------------------------	------

Are there any guarantees?

This fund is being offered under an insurance contract. It comes with guarantees that may protect a contract Owner's deposit if markets go down. The MER includes the insurance cost for the guarantees. For details, please refer to your contract and information folder.

Who is this fund for?

This fund may be right for a person seeking long-term capital growth but can tolerate high variations in value.

How much does it cost?

The following tables show the fees and expenses you could pay to buy, own and withdraw Units of the fund.

Sales Charges and Withdrawal Fees

Fee Option	What you pay	How it works																
Negotiable Fee Option	Up to 5% of the amount of your deposit	<ul style="list-style-type: none"> You and your advisor decide on the rate. The initial sales charge is deducted from your deposit. It goes to your advisor and the distributor they do business with as a gross commission. There are no withdrawal fees. 																
Back End Load, 7 years*	If you withdraw within: <table border="0"> <tr> <td>1 year of buying</td> <td>5.0%</td> </tr> <tr> <td>2 years of buying</td> <td>4.5%</td> </tr> <tr> <td>3 years of buying</td> <td>4.0%</td> </tr> <tr> <td>4 years of buying</td> <td>3.5%</td> </tr> <tr> <td>5 years of buying</td> <td>3.0%</td> </tr> <tr> <td>6 years of buying</td> <td>2.0%</td> </tr> <tr> <td>7 years of buying</td> <td>1.0%</td> </tr> <tr> <td>After 7 years</td> <td>0.0%</td> </tr> </table>	1 year of buying	5.0%	2 years of buying	4.5%	3 years of buying	4.0%	4 years of buying	3.5%	5 years of buying	3.0%	6 years of buying	2.0%	7 years of buying	1.0%	After 7 years	0.0%	<ul style="list-style-type: none"> When you make a deposit, Desjardins Financial Security pays a gross commission of 5.0%. Any back end load sales charge you pay goes to Desjardins Financial Security. The back end load sales charge is a set rate. It is deducted from the amount you withdraw. You can withdraw up to 12% of your Units each year without paying a sales charge. You can switch to Units of other funds under the insurance contract at any time, without paying a sales charge. The sales charge schedule will be based on the date you made your deposit.
1 year of buying	5.0%																	
2 years of buying	4.5%																	
3 years of buying	4.0%																	
4 years of buying	3.5%																	
5 years of buying	3.0%																	
6 years of buying	2.0%																	
7 years of buying	1.0%																	
After 7 years	0.0%																	

* This fee option is no longer offered except for switches of Units that were under this fee option when it ceased to be offered, on November 25, 2022 at 4 p.m. (ET). For these Units, the withdrawal fees indicated above continue to apply until expiry of the withdrawal schedule from the dates of the deposits.

Ongoing Fund Fees

The MER includes the management fees, operating expenses and taxes of the fund as well as the insurance cost under your contract. You don't pay these expenses directly. They affect you because they reduce the return you get on your deposit. For more details about how the guarantees work, see the guarantees sections in your contract and information folder.

MER (annual rate as a % of the fund's value)
3.78%

DFS GIF – SMALL CAP – FRANKLIN BISSETT

Trailing Commission

Desjardins Financial Security pays your advisor and the distributor they do business with a trailing commission for as long as you own Units of the fund. It is for the services and advice they provide to you. The trailing commission is paid out of the management fees. Its amount depends on the fee option you choose and on the market value of your Units associated with this fee option:

- Negotiable Fee Option – 1.25% of the market value of the Units attributed to this fee option each year.
- Back End Load, 7 years – 0.50% of the market value of the Units attributed to this fee option each year.

Other Fees

There are no other fees that apply to the Millennia III Plan.

What if I change my mind?

You can change your mind about your deposit but you may have as little as two days to do so. Please see the [cover](#) of this document for details. This page also contains details on how to get more information. This Fund Facts is not complete without that page.

DFS GIF – AMERICAN EQUITY – MFS

Financial Information as at December 31, 2022

Quick Facts

Inception Date:

Fund: April 17, 2000

Series 3: April 17, 2000

Total Value (000's):

Series 3: 4,611

Net Asset Value per Unit:

Series 3: 10.82

Number of Units Outstanding (000's):

Series 3: 426

Management Expense Ratio (MER):

Series 3: 3.68%

Portfolio Manager:

MFS Investment Management
Canada Limited

Portfolio Turnover Rate (of the Underlying Fund):

14.97%

Minimum Deposit:

\$500

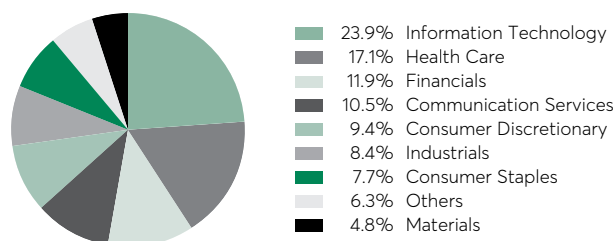
What does this fund invest in?

This fund invests in the MFS U.S. Equity Core Fund. The Underlying Fund invests primarily in equity from large American companies.

Top ten investments of the Underlying Fund	
Microsoft Corporation	6.2%
Alphabet, Class A	5.4%
Apple	2.8%
JPMorgan Chase & Company	2.6%
Bank of America Corporation	2.4%
Thermo Fisher Scientific	2.1%
Johnson & Johnson	2.1%
American Tower Corporation Real Estate Investment Trust	2.0%
Visa	1.9%
Alphabet, Class C	1.9%
TOTAL	29.4%

TOTAL INVESTMENTS: 73

Investment Allocation as at December 31, 2022



How has the fund performed?

This section tells you how the fund has performed for a contract Owner who chose Series 3. Returns are after the MER has been deducted.

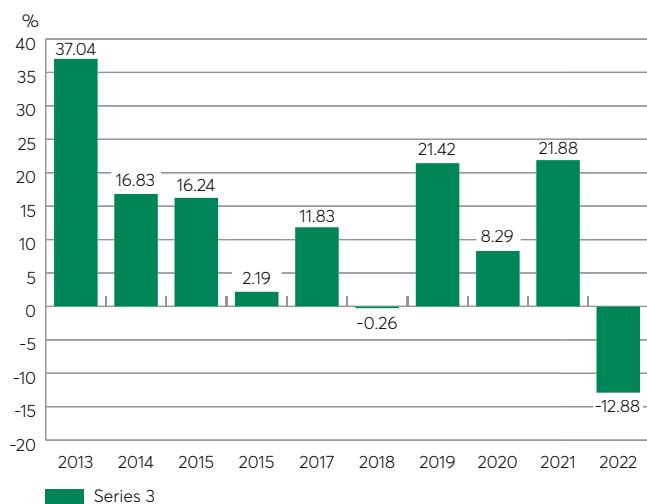
It's important to note that this doesn't tell you how the fund will perform in the future. Also, your actual return will depend on your personal tax situation.

Average return

A contract Owner who deposited \$1,000 in the fund on April 17, 2000 and chose Series 3 now has \$2,164. This works out to an average of 3.5% a year.

Year-by-year returns

This chart shows how the fund has performed in each of the past 10 years for a contract Owner who chose Series 3. Since 2013, the fund went up in value 8 years and down in value 2 years of the 10.



DFS GIF – AMERICAN EQUITY – MFS

How risky is it?

The value of your deposit can go down.

Low	Low to moderate	Moderate	Moderate to high	High
-----	-----------------	-----------------	------------------	------

Are there any guarantees?

This fund is being offered under an insurance contract. It comes with guarantees that may protect a contract Owner's deposit if markets go down. The MER includes the insurance cost for the guarantees. For details, please refer to your contract and information folder.

Who is this fund for?

This fund may be right for a person seeking long-term capital growth. Since the fund invests in equities, changes in market conditions can cause its market value to increase or decrease in a short period of time.

How much does it cost?

The following tables show the fees and expenses you could pay to buy, own and withdraw Units of the fund.

Sales Charges and Withdrawal Fees

Fee Option	What you pay	How it works
Negotiable Fee Option	Up to 5% of the amount of your deposit	<ul style="list-style-type: none">You and your advisor decide on the rate.The initial sales charge is deducted from your deposit. It goes to your advisor and the distributor they do business with as a gross commission.There are no withdrawal fees.
Back End Load, 7 years*	If you withdraw within: 1 year of buying 5.0% 2 years of buying 4.5% 3 years of buying 4.0% 4 years of buying 3.5% 5 years of buying 3.0% 6 years of buying 2.0% 7 years of buying 1.0% After 7 years 0.0%	<ul style="list-style-type: none">When you make a deposit, Desjardins Financial Security pays a gross commission of 5.0%.Any back end load sales charge you pay goes to Desjardins Financial Security.The back end load sales charge is a set rate. It is deducted from the amount you withdraw.You can withdraw up to 12% of your Units each year without paying a sales charge.You can switch to Units of other funds under the insurance contract at any time, without paying a sales charge. The sales charge schedule will be based on the date you made your deposit.

* This fee option is no longer offered except for switches of Units that were under this fee option when it ceased to be offered, on November 25, 2022 at 4 p.m. (ET). For these Units, the withdrawal fees indicated above continue to apply until expiry of the withdrawal schedule from the dates of the deposits.

Ongoing Fund Fees

The MER includes the management fees, operating expenses and taxes of the fund as well as the insurance cost under your contract. You don't pay these expenses directly. They affect you because they reduce the return you get on your deposit. For more details about how the guarantees work, see the guarantees sections in your contract and information folder.

MER (annual rate as a % of the fund's value)
3.68%

DFS GIF – AMERICAN EQUITY – MFS

Trailing Commission

Desjardins Financial Security pays your advisor and the distributor they do business with a trailing commission for as long as you own Units of the fund. It is for the services and advice they provide to you. The trailing commission is paid out of the management fees. Its amount depends on the fee option you choose and on the market value of your Units associated with this fee option:

- Negotiable Fee Option – 1.25% of the market value of the Units attributed to this fee option each year.
- Back End Load, 7 years – 0.50% of the market value of the Units attributed to this fee option each year.

Other Fees

There are no other fees that apply to the Millennia III Plan.

What if I change my mind?

You can change your mind about your deposit but you may have as little as two days to do so. Please see the [cover](#) of this document for details. This page also contains details on how to get more information. This Fund Facts is not complete without that page.

DFS GIF – AMERICAN EQUITY VALUE – DESJARDINS

Financial Information as at **December 31, 2022**

Quick Facts

Inception Date:

Fund: November 20, 1995

Series 3: December 14, 1998

Total Value (000's):

Series 3: 2,245

Net Asset Value per Unit:

Series 3: 13.41

Number of Units Outstanding (000's):

Series 3: 167

Management Expense Ratio (MER):

Series 3: 3.19%

Portfolio Manager:

Desjardins Global Asset Management Inc.

Portfolio Sub-Advisor:

Wellington Management Canada ULC

Portfolio Turnover Rate (of the Underlying Fund):

26.66%

Minimum Deposit:

\$500

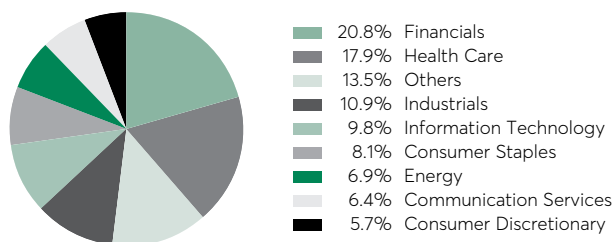
What does this fund invest in?

This fund invests in the Desjardins American Equity Value Fund. The Underlying Fund invests primarily in equity from medium and large American companies.

Top ten investments of the Underlying Fund	
JPMorgan Chase & Company	3.3%
TotalEnergies	2.8%
Pfizer	2.7%
Chevron Corporation	2.6%
UnitedHealth Group	2.4%
Merck & Company	2.3%
Elevance Health	2.2%
AstraZeneca	2.2%
Becton, Dickinson and Company	2.0%
Cisco Systems	2.0%
TOTAL	24.5%

TOTAL INVESTMENTS: 63

Investment Allocation as at December 31, 2022



How has the fund performed?

This section tells you how the fund has performed for a contract Owner who chose Series 3. Returns are after the MER has been deducted.

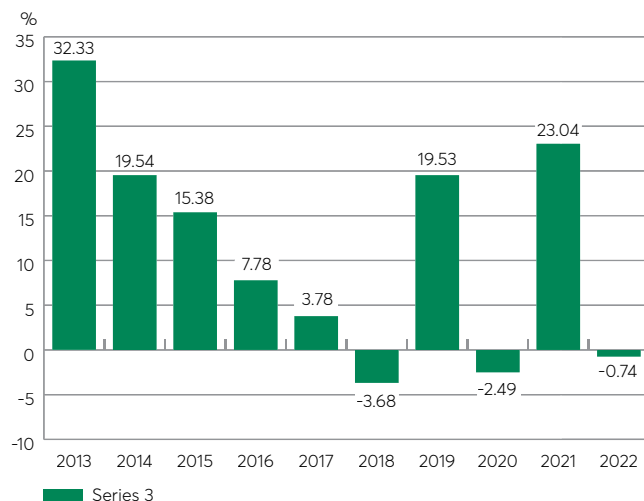
It's important to note that this doesn't tell you how the fund will perform in the future. Also, your actual return will depend on your personal tax situation.

Average return

A contract Owner who deposited \$1,000 in the fund on December 14, 1998 and chose Series 3 now has \$1,769. This works out to an average of 2.4% a year.

Year-by-year returns

This chart shows how the fund has performed in each of the past 10 years for a contract Owner who chose Series 3. Since 2013, the fund went up in value 7 years and down in value 3 years of the 10.



DFS GIF – AMERICAN EQUITY VALUE – DESJARDINS

How risky is it?

The value of your deposit can go down.

Low	Low to moderate	Moderate	Moderate to high	High
-----	-----------------	----------	------------------	------

Are there any guarantees?

This fund is being offered under an insurance contract. It comes with guarantees that may protect a contract Owner's deposit if markets go down. The MER includes the insurance cost for the guarantees. For details, please refer to your contract and information folder.

Who is this fund for?

This fund may be right for a person seeking long-term capital growth. Since the fund invests in equities, changes in market conditions can cause its market value to increase or decrease in a short period of time.

How much does it cost?

The following tables show the fees and expenses you could pay to buy, own and withdraw Units of the fund.

Sales Charges and Withdrawal Fees

Fee Option	What you pay	How it works																
Negotiable Fee Option	Up to 5% of the amount of your deposit	<ul style="list-style-type: none"> You and your advisor decide on the rate. The initial sales charge is deducted from your deposit. It goes to your advisor and the distributor they do business with as a gross commission. There are no withdrawal fees. 																
Back End Load, 7 years*	If you withdraw within: <table border="0" style="margin-left: 20px;"> <tr> <td>1 year of buying</td> <td>5.0%</td> </tr> <tr> <td>2 years of buying</td> <td>4.5%</td> </tr> <tr> <td>3 years of buying</td> <td>4.0%</td> </tr> <tr> <td>4 years of buying</td> <td>3.5%</td> </tr> <tr> <td>5 years of buying</td> <td>3.0%</td> </tr> <tr> <td>6 years of buying</td> <td>2.0%</td> </tr> <tr> <td>7 years of buying</td> <td>1.0%</td> </tr> <tr> <td>After 7 years</td> <td>0.0%</td> </tr> </table>	1 year of buying	5.0%	2 years of buying	4.5%	3 years of buying	4.0%	4 years of buying	3.5%	5 years of buying	3.0%	6 years of buying	2.0%	7 years of buying	1.0%	After 7 years	0.0%	<ul style="list-style-type: none"> When you make a deposit, Desjardins Financial Security pays a gross commission of 5.0%. Any back end load sales charge you pay goes to Desjardins Financial Security. The back end load sales charge is a set rate. It is deducted from the amount you withdraw. You can withdraw up to 12% of your Units each year without paying a sales charge. You can switch to Units of other funds under the insurance contract at any time, without paying a sales charge. The sales charge schedule will be based on the date you made your deposit.
1 year of buying	5.0%																	
2 years of buying	4.5%																	
3 years of buying	4.0%																	
4 years of buying	3.5%																	
5 years of buying	3.0%																	
6 years of buying	2.0%																	
7 years of buying	1.0%																	
After 7 years	0.0%																	

* This fee option is no longer offered except for switches of Units that were under this fee option when it ceased to be offered, on November 25, 2022 at 4 p.m. (ET). For these Units, the withdrawal fees indicated above continue to apply until expiry of the withdrawal schedule from the dates of the deposits.

Ongoing Fund Fees

The MER includes the management fees, operating expenses and taxes of the fund as well as the insurance cost under your contract. You don't pay these expenses directly. They affect you because they reduce the return you get on your deposit. For more details about how the guarantees work, see the guarantees sections in your contract and information folder.

MER (annual rate as a % of the fund's value)
3.19%

DFS GIF – AMERICAN EQUITY VALUE – DESJARDINS

Trailing Commission

Desjardins Financial Security pays your advisor and the distributor they do business with a trailing commission for as long as you own Units of the fund. It is for the services and advice they provide to you. The trailing commission is paid out of the management fees. Its amount depends on the fee option you choose and on the market value of your Units associated with this fee option:

- Negotiable Fee Option – 1.25% of the market value of the Units attributed to this fee option each year.
- Back End Load, 7 years – 0.50% of the market value of the Units attributed to this fee option each year.

Other Fees

There are no other fees that apply to the Millennia III Plan.

What if I change my mind?

You can change your mind about your deposit but you may have as little as two days to do so. Please see the [cover](#) of this document for details. This page also contains details on how to get more information. This Fund Facts is not complete without that page.

DFS GIF – INTERNATIONAL EQUITY – MFS

Financial Information as at December 31, 2022

Quick Facts

Inception Date:

Fund: November 20, 1995

Series 3: December 14, 1998

Total Value (000's):

Series 3: 3,074

Net Asset Value per Unit:

Series 3: 8.48

Number of Units Outstanding (000's):

Series 3: 363

Management Expense Ratio (MER):

Series 3: 3.63%

Portfolio Manager:

MFS Investment Management
Canada Limited

Portfolio Turnover Rate (of the Underlying Fund):

9.42%

Minimum Deposit:

\$500

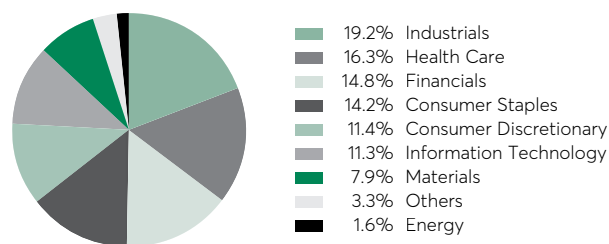
What does this fund invest in?

This fund invests in the MFS International Equity Fund II. The Underlying Fund invests in equity from large European and Far Eastern companies.

Top ten investments of the Underlying Fund	
Nestlé	4.0%
Schneider Electric	3.6%
Roche Holding AG	3.2%
Capgemini SE	2.6%
Air Liquide	2.6%
LVMH Moët Hennessy Louis Vuitton	2.5%
Novo Nordisk	2.4%
SAP SE	2.2%
AIA Group	1.9%
Canadian National Railway Company	1.9%
TOTAL	26.8%

TOTAL INVESTMENTS: 78

Investment Allocation as at December 31, 2022



How has the fund performed?

This section tells you how the fund has performed for a contract Owner who chose Series 3. Returns are after the MER has been deducted.

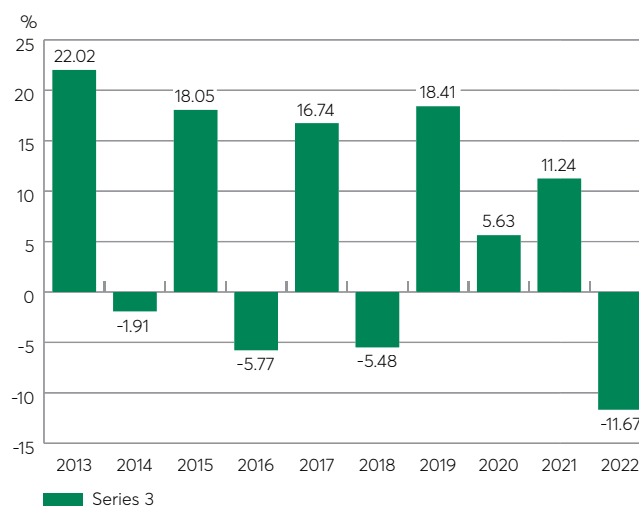
It's important to note that this doesn't tell you how the fund will perform in the future. Also, your actual return will depend on your personal tax situation.

Average return

A contract Owner who deposited \$1,000 in the fund on December 14, 1998 and chose Series 3 now has \$1,335. This works out to an average of 1.2% a year.

Year-by-year returns

This chart shows how the fund has performed in each of the past 10 years for a contract Owner who chose Series 3. Since 2013, the fund went up in value 6 years and down in value 4 years of the 10.



* Return is for a partial year from date first offered for sale.

DFS GIF – INTERNATIONAL EQUITY – MFS

How risky is it?

The value of your deposit can go down.

Low	Low to moderate	Moderate	Moderate to high	High
-----	-----------------	-----------------	------------------	------

Are there any guarantees?

This fund is being offered under an insurance contract. It comes with guarantees that may protect a contract Owner's deposit if markets go down. The MER includes the insurance cost for the guarantees. For details, please refer to your contract and information folder.

Who is this fund for?

This fund may be right for a person seeking long-term capital growth. Since the fund invests in equities, changes in market conditions can cause its market value to increase or decrease in a short period of time.

How much does it cost?

The following tables show the fees and expenses you could pay to buy, own and withdraw Units of the fund.

Sales Charges and Withdrawal Fees

Fee Option	What you pay	How it works
Negotiable Fee Option	Up to 5% of the amount of your deposit	<ul style="list-style-type: none">You and your advisor decide on the rate.The initial sales charge is deducted from your deposit. It goes to your advisor and the distributor they do business with as a gross commission.There are no withdrawal fees.
Back End Load, 7 years*	If you withdraw within: 1 year of buying 5.0% 2 years of buying 4.5% 3 years of buying 4.0% 4 years of buying 3.5% 5 years of buying 3.0% 6 years of buying 2.0% 7 years of buying 1.0% After 7 years 0.0%	<ul style="list-style-type: none">When you make a deposit, Desjardins Financial Security pays a gross commission of 5.0%.Any back end load sales charge you pay goes to Desjardins Financial Security.The back end load sales charge is a set rate. It is deducted from the amount you withdraw.You can withdraw up to 12% of your Units each year without paying a sales charge.You can switch to Units of other funds under the insurance contract at any time, without paying a sales charge. The sales charge schedule will be based on the date you made your deposit.

* This fee option is no longer offered except for switches of Units that were under this fee option when it ceased to be offered, on November 25, 2022 at 4 p.m. (ET). For these Units, the withdrawal fees indicated above continue to apply until expiry of the withdrawal schedule from the dates of the deposits.

Ongoing Fund Fees

The MER includes the management fees, operating expenses and taxes of the fund as well as the insurance cost under your contract. You don't pay these expenses directly. They affect you because they reduce the return you get on your deposit. For more details about how the guarantees work, see the guarantees sections in your contract and information folder.

MER (annual rate as a % of the fund's value)
3.63%

DFS GIF – INTERNATIONAL EQUITY – MFS

Trailing Commission

Desjardins Financial Security pays your advisor and the distributor they do business with a trailing commission for as long as you own Units of the fund. It is for the services and advice they provide to you. The trailing commission is paid out of the management fees. Its amount depends on the fee option you choose and on the market value of your Units associated with this fee option:

- Negotiable Fee Option – 1.25% of the market value of the Units attributed to this fee option each year.
- Back End Load, 7 years – 0.50% of the market value of the Units attributed to this fee option each year.

Other Fees

There are no other fees that apply to the Millennia III Plan.

What if I change my mind?

You can change your mind about your deposit but you may have as little as two days to do so. Please see the [cover](#) of this document for details. This page also contains details on how to get more information. This Fund Facts is not complete without that page.

Desjardins: A name you can count on!

Desjardins Group is the leading cooperative financial group in Canada and one of the country's best capitalized financial institutions.

It enjoys credit ratings comparable to those of several major Canadian and international banks and is recognized as one of the most stable financial institutions in the world according to *The Banker*.

desjardinslifeinsurance.com



The information folder contains important information on the Millenia III Plan and the DFS Guaranteed Investment Funds. It also contains defined terms. Please read this document carefully.

DFS Guaranteed Investment Funds are established by Desjardins Financial Security Life Assurance Company.

Millenia III and DFS Guaranteed Investment Funds are registered trademarks of Desjardins Financial Security Life Assurance Company. Desjardins Insurance and its logo are trademarks of the Fédération des caisses Desjardins du Québec, used under licence.